

# ROCKTRON

TECHNOLOGY FOR GUITARISTS

## Silver Dragon

Tube Multi-Distortion



- o Unique distortion unit that combines the best of both worlds -- tube and analog solid state distortion
- o Single 12AX7 tube provides incredible distortion.
- o The "SLAYER" mode features a combination of the 12AX7 distortion mixed-in with the analog solid state distortion that is driving the second half of the tube.
- o The "INTENSITY" control changes the character of the attack properties magnifying string attack.
- o The "BREATH" control is for the asymmetry of the solid state distortion
- o Rugged aluminum chassis

MAY BE COVERED BY ONE OR MORE OF THE FOLLOWING: U.S. PATENTS  
#4538297, 4647876, 4696044, 4745309, 4881047, 4893099, 5124657, 5263091,  
5268527, 5319713, 5333201, 5402498 AND 5493617.  
OTHER PATENTS PENDING. FOREIGN PATENTS PENDING.



Your Silver Dragon™ pedal has been tested and complies with the following Standards and Directives as set forth by the European Union:

**Council Directive(s):** 89/336/EEC Electromagnetic Compatibility

**Standard(s):** EN55013, EN50082-1

This means that this product has been designed to meet stringent guidelines on how much RF energy it can emit, and that it should be immune from other sources of interference when properly used. Improper use of this equipment could result in increased RF emissions, which may or may not interfere with other electronic products.

To insure against this possibility, always use good shielded cables for all audio input and output connections. This will help insure compliance with the Directive(s).

For more information about other Rocktron products, please see your local dealer or one of our importers closest to you (listed on the Rocktron website - [www.rocktron.com](http://www.rocktron.com)).

---

## Precautions

Read all instructions contained in this manual.

Keep these instructions

Heed all warnings

Follow all instructions.

Do not use this apparatus near water.

Clean with dry cloth

## **Precautions Continued...**

Do not block any ventilation openings (if applicable). Install in accordance with the manufacturer's instructions.

Do not install near any heat sources such as radiators, heat registers, stoves or other apparatus (including amplifiers) that produce heat.

This product is supplied with and runs on a 13VAC adapter.

Only use attachments/accessories specified by the manufacturer.

Do not use this product with any case, stand tripod, bracket or table that is not specified by the manufacturer. Insure that the case, stand, tripod, bracket etc. is properly adjusted and setup (follow all instructions). Extra care and caution should be taken to avoid tip over and injury.

Unplug this apparatus during lightning storms or when unused during long periods of time.

Refer all service to qualified service personnel. Servicing is required when the apparatus has been damaged in any way, such as power supply or plug is damaged, liquid has been spilled or objects have fallen into the apparatus or if the apparatus has been exposed to rain or moisture, does not operate normally or has been dropped.

**DO NOT ATTEMPT TO SERVICE THIS EQUIPMENT. QUALIFIED PERSONNEL SHOULD SERVICE THIS EQUIPMENT ONLY. DO NOT MAKE ANY INTERNAL ADJUSTMENTS OR ADDITIONS TO THIS EQUIPMENT AT ANY TIME OR TAMPER WITH INTERNAL ELECTRONIC COMPONENTS AT ANY TIME. FAILURE TO FOLLOW THESE INSTRUCTIONS MAY VOID THE WARRANTY OF THIS EQUIPMENT AS WELL AS CAUSING A SHOCK HAZARD.**

### **OPERATING TEMPERATURE**

Do not expose this unit to excessive heat. This unit is designed to operate between 32 F and 104 F (0 C and 40 C). This unit may not function properly under extreme temperatures.

## **Introduction**

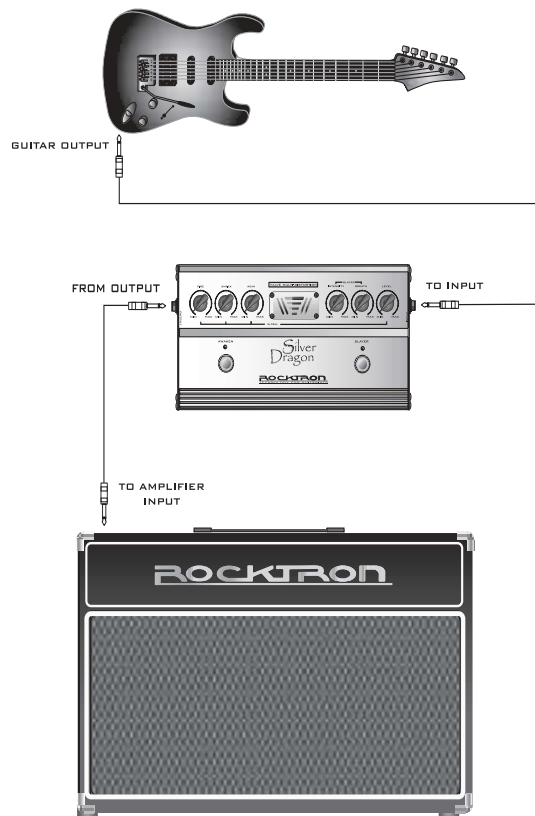
Congratulations on your purchase of the Rocktron Silver Dragon.

Rocktron's Silver Dragon is a unique distortion unit that combines the best of both worlds – tube and analog solid state distortion. For that tube sound you love, the Silver Dragon rams a 12AX7. The first mode, called AWAKEN, drives the tube sound. SHREIK controls the treble while ROAR provides low end control. FIRE handles the initial distortion drive level of the 12AX7. The second mode, called SLAYER, features a mixed-in combination of the 12AX7 distortion with the solid state distortion driving the tube together. Slayer INTENSITY changes the character, sustain and attack properties, which together enhance articulation. BREATH control is for the symmetry of the solid state distortion which affects the “feel” of the distortion. Output level control is also provided.

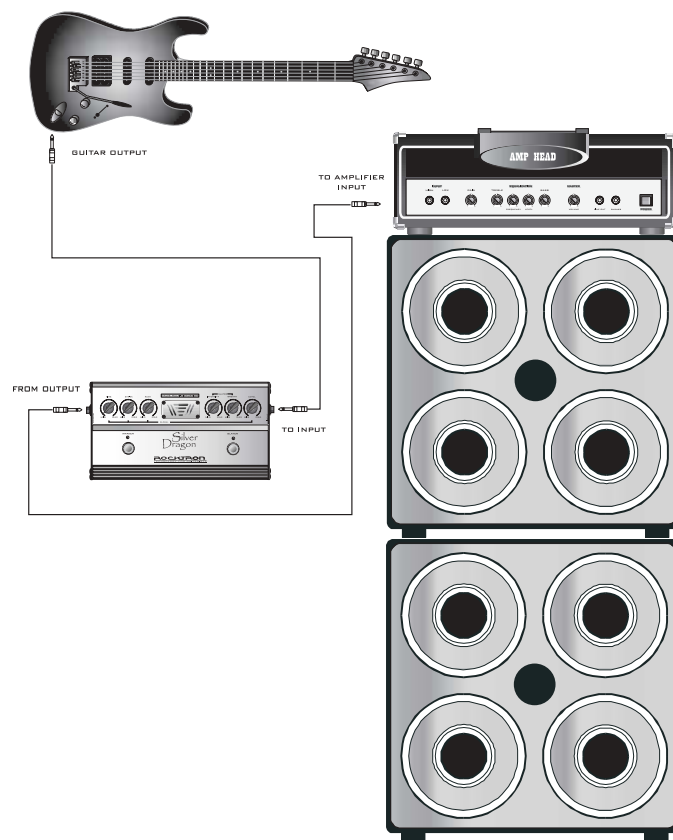
Get your tube and your solid state in one package as you slay with this dragon.

Enjoy

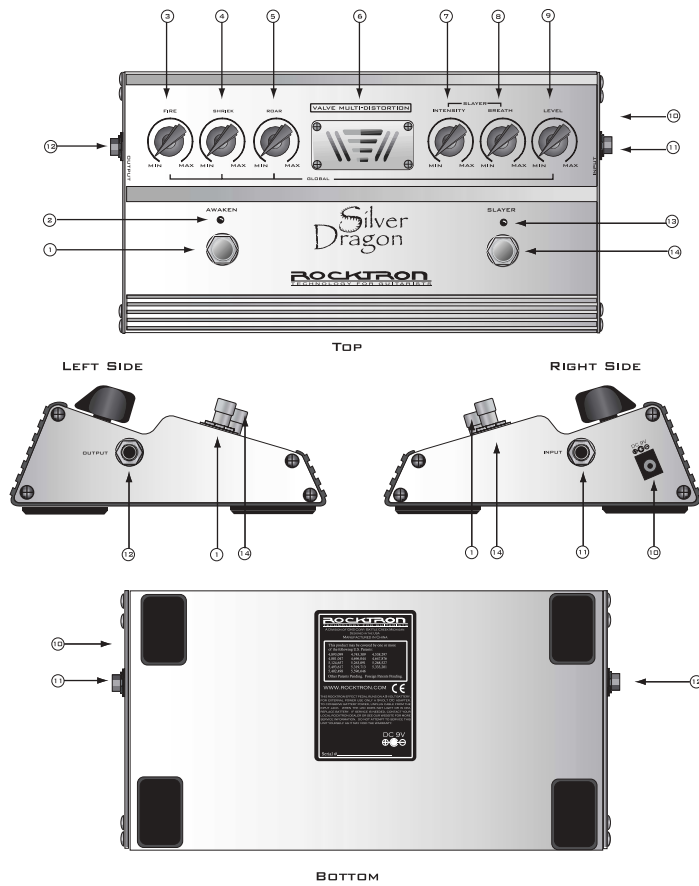
## Connection 1



## Connection 2 -



## Descriptions



## Descriptions

---

- 1 Awaken Footswitch - to turn on or “activate” the Silver Dragon press this switch.
- 2 Awaken LED - this LED will light when the Silver Dragon is active - press the Awaken Footswitch (see point 1) to activate the Silver Dragon.
- 3 Fire Control - This control is a “global” control and adjusts the initial distortion of the built-in 12ax7 tube. Turning the knob clockwise will increase the amount of distortion. Turning the knob counter-clockwise will decrease the amount of distortion.
- 4 Shriek Control - This control is a “global” control and adjusts the overall treble frequencies. Turning the knob clockwise will increase the amount of treble. Turning the knob counter-clockwise will decrease the amount of treble.
- 5 Roar Control - This control is a “global” control and adjusts the overall bass frequencies. Turning the knob clockwise will increase the amount of bass. Turning the knob counter-clockwise will decrease the amount of bass.
- 6 Tube Cover Plate - The 12ax7 tube is located under this plate.
- 7 Slayer Intensity Control - This control changes the “character” of the attack properties magnifying string attack. This control is only available when the Slayer mode is selected using the footswitch (see point 10) Turning the control clockwise will increase the amount of Intensity. Turning the control counter-clockwise will decrease the amount of Intensity.
- 8 Slayer Breath Control - This control adjusts the symmetry off-set of the distortion. This control is only available when the Slayer mode is selected using the footswitch (see point 10). Turning the control clockwise increases the symmetry off-set of the distortion. Turning the control counter-clockwise decreases the symmetry off-set of the distortion.



## Descriptions *Continued*

---

- 9 Level Control - This control is a “global” control and adjusts the overall output of the pedal. Turning this control clockwise will increase the output level of the pedal. Turning this control counter-clockwise will decrease the output level of the pedal..
- 10 AC13V Input - Plug the included 13-Volt AC adapter to power the Silver Dragon.
- 11 Input - Using a standard guitar cable with a 1/4” jack, plug your guitar into this jack.
- 12 Output - Using a standard guitar cable with a 1/4” jack, plug into your amplifier.
- 13 Slayer LED - when lit this LED indicates if the Slayer mode is engaged.
- 14 Slayer Footswitch - to engage the Slayer Mode Press this switch. Note that the Slayer mode can only be engaged if the pedal is in Awaken Mode.

## Specifications

---

<b>Maximum Input</b>	+8dBu
<b>Input Impedance</b>	470K
<b>Current Consumption</b>	25mA
<b>Power Requirements</b>	1A 13VAC

*\* CE Approved \**

### **Hints and Tips:**

Here are some setup suggestions that will help make your Silver Dragon come alive for you.....

The Silver Dragon will allow you to have three modes - Clean, Crunch and Lead.

1) Before using the Silver Dragon, adjust your amplifier for the best CLEAN sound you can get with your guitar. This will be the clean sound you will return to after using the Dragon.

2) Set the Silver Dragon controls to start with...you can experiment later...

FIRE = 11:00 O'Clock  
SHRIEK = 12:00 O'Clock  
ROAR = 1:00 O'Clock  
SLAYER INTENSITY = 9:00 O'Clock  
BREATH = 9:00 O'Clock  
LEVEL = 9:00 O'Clock

3) Start out with the SLAYER mode "OFF" and press AWAKEN "ON".

You should have a good crunch happening....at this point feel free to adjust the SHRIEK and ROAR to your taste.

4) Now try the SLAYER mode.....you should be rocking now!

Note - SLAYER mode has tons of gain, but as you will hear a little goes very far. Setting it to start at 9:00 O'clock will give you the best GAIN vs... HISS produced at the output.

Note - BREATH Control: The Breath control has a very subtle yet noticeable effect on the "feel" of the distortion while playing solos. This control actually changes the symmetry of the wave form. A guitar produces sine waves. A SINE WAVE is like a circle that has been cut in half with one half going up and the other half going down. The half going up is know as the positive excursion and the half going down is called the negative excursion. The Breath control allows the negative portion of the wave form to become larger than the positive portion. This allows more harmonics to be produced as it drives the tube. If you turn the Breath control full counter clockwise the distortion will be symmetrical. Both positive and negative portions are equal size.

As you turn the Breath control clockwise the negative portion will begin to increase in size, this causes the negative portion to begin distorting before the positive portion thus creating asymmetrical distortion. This is what adds the "character" or "feel" in many expensive tube amplifiers. This is something that most seasoned guitar players can feel.

It is something that is a relationship between the way the tube reacts with your given playing style. Please experiment and have fun slaying the beast with the Silver Dragon.....

SYMMETRICAL WAVEFORM



ASYMMETRICAL WAVEFORM



## Rocktron Products

---

### Preamps

**Gainiac** (*preamp w/12ax7 tube*)

**Blue Thunder** (*bass preamp w/multi-effects*)

**Chameleon® 2000** (*preamp w/multi-effects*)

**Voodoo Valve®** (*preamp w/12ax7 tube and multi-effects*)

**Prophecy** (*our top of the line preamp with multi-effects*)

### Rack Effect Processors

**Xpression** (*multi-effects processor*)

### Noise Reduction

**HUSH® Super C** (*guitar noise silencing system*)

**HUSH® The Pedal**

### Power Amplifier for guitar

**Velocity® 100** (*2x50W Stereo Power Amp for Guitar*)

## Rocktron Products

---

### Distortion/Overdrive Pedals

Silver Dragon Tube Multi-Distortion Pedal

Metal Planet Distortion

Zombie Rectified Distortion

Rampage Distortion

Sonic Glory Overdrive

Austin Gold Overdrive

Nitro Tonal Enhancer/Booster

### Effect Pedals

Hypnotic Flange

Tsunami Chorus

Vertigo Vibe Rotating Vibe Pedal

Short Timer Digital Delay

Big Crush Compressor

Pulse Tremolo

Nitro Tonal Enhancer/Booster

Heart Attack Dynamic Filter

### Essential Pedals

HUSH® The Pedal

X-Tune Chromatic Tuner

Black Cat Moan Wah Wah

Banshee Talk Box

## Rocktron Products

---

### Tube Guitar Amplifiers

**Vendetta Head** (100 W Head 4-Channels All Tube - MIDI Switchable)

**Vendetta Combo** (100W 2x12 Combo Celestion 90s all Tube 4-Channel MIDI Switchable)

### Rampage Guitar Amplifiers

**R30RW** (30W 1x10 Amp w/built in Digital Recorder)

**R80DSP** (80W 1x12 Amp w/Digital Effects)

**RT80** (80W 1x12 Amp w/Reverb & Built-in Tuner)

**R120DSP** (120W 2x10 Amp w/Digital Effects)

**RT122C** (120W 2x12 Amp w/Stereo Chorus, Reverb & Chromatic Tuner)

**R50DSP** (50 Watt 2x8" Guitar Amp w/Digital Effects)

**R50C** (50 Watt 2x8" Guitar Amp w/Reverb & Chorus)

**R20** (20 Watt 1x8" Amp w/Reverb)

**R10** (10 Watt 1x6.5")

### Rampage Acoustic Amplifiers

**RA50DSP** (50W Acoustic Amp w/Digital Effects - Wedge Shape)

**RA30DSP** (30W Acoustic Amp w/Digital Effects - Wedge Shape)

## Rocktron Products

---

### **Rampage Bass Amplifiers**

**RB20** (*Bass Amp 20W with 8" Speaker*)

**RB30** (*Bass Amp 30W with 10" Speaker*)

**RB60** (*Bass Amp 60W with 12" Speaker*)

**RB100** (*Bass Amp 100W with 15" Speaker*)

### **Foot Controllers and Accessories:**

**MIDI Mate** (*Midi Foot Controller*)

**MIDI XChange** (*MIDI Foot Controller*)

**All Access**® (*Midi Foot Controller*)

**HEX** (*Expression Pedal*)

**RMM900** (*7-pin Din MIDI Cable*)

**RM4** (*MIDI Controller for Vendetta amps*)

**RFS1 and RFS2** (*Single and Double Latching Footswitches for Rampage Amps*)

**ROCKTRON**  
TECHNOLOGY FOR GUITARISTS

Silver  
Dragon  
Tube Multi-Distortion

Rocktron - A Division of GHS Corporation  
2813 Wilber Ave  
Battle Creek MI 49015  
USA

Rocktron Phone: 1-(269)-968-3351  
Email: [info@rocktron.com](mailto:info@rocktron.com)

[www.rocktron.com](http://www.rocktron.com)

The Rocktron, Silver Dragon, Tube Multi-Distortion, Multi-Distortion names and logos, this pedal's shape, design and graphics and this manual's layout, descriptions and designs are TM, © and ® - GHS Corporation, Battle Creek, MI 49015 - - All Rights Reserved

2004-0001  
Rev. 03/08/04