

TECHNICAL DATA

SPIRIT M SERIES

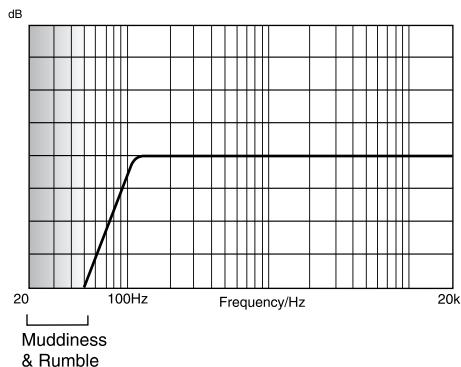
INTRODUCTION

- 4/8/12 mono inputs with 3-band EQ (swept mid)
- Rugged chassis design, with integral rack mount capability
- 4 dedicated level-controlled FX returns with master level control
- 4 auxiliary sends - 2 pre-fade, 2 post-fade
- Pre-/post-fade switchable direct output on every mono input channel
- Signal detect and peak LEDs on all input channels
- S/PDIF digital output
- Global 48V phantom power
- 100mm faders throughout
- 4 stereo inputs

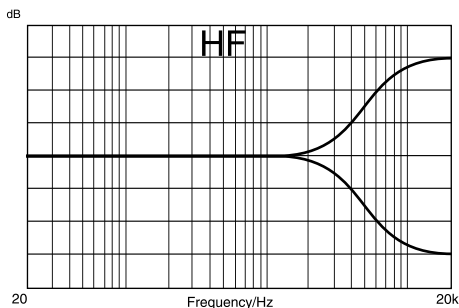
INTRODUCTION	1
TYPICAL EQ CURVES	1
MONO/STEREO INPUTS	2
MASTER SECTION	3
BLOCK DIAGRAM	4
CONNECTORS	5
DIMENSIONS	6
TYPICAL SPECIFICATIONS	8

TYPICAL EQ CURVES

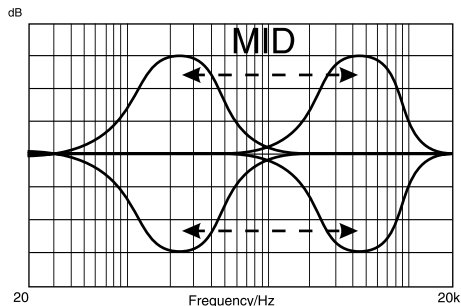
HIGH PASS FILTER



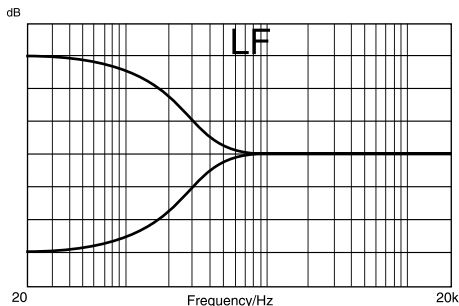
HF EQ CURVES



SWEPT MID EQ CURVE



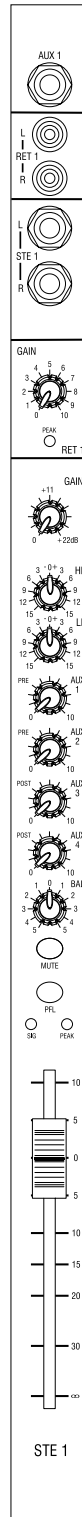
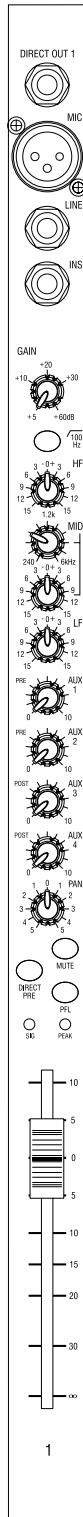
SWEPT MID EQ CURVE



TECHNICAL DATA

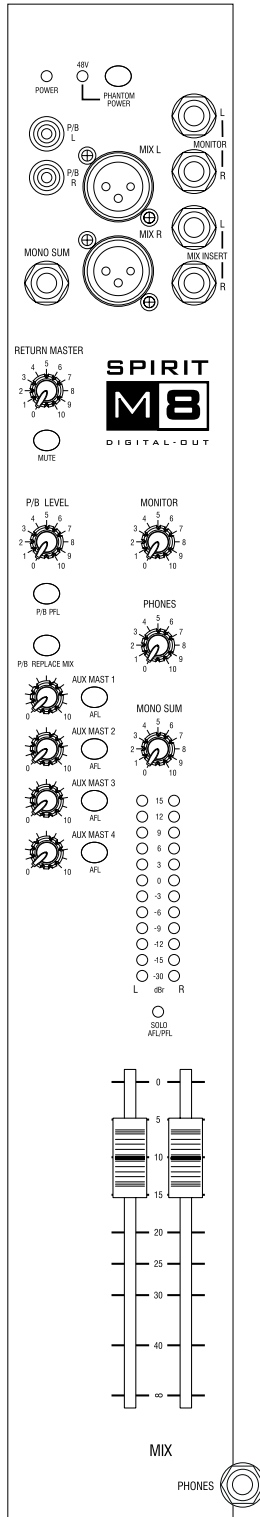
MONO/STEREO INPUTS

SPIRIT M SERIES



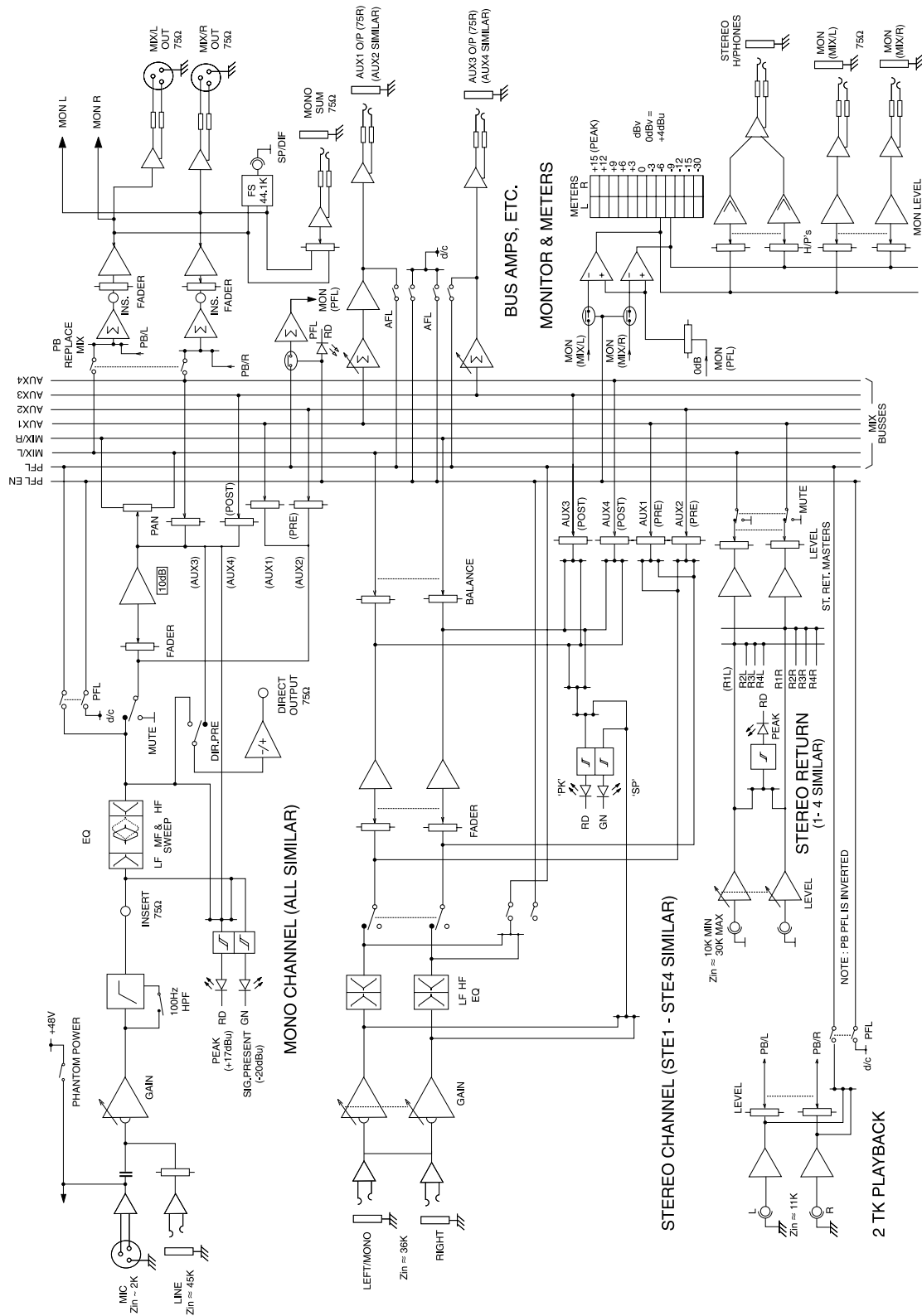
MASTER SECTION

SPiRiT M SERIES



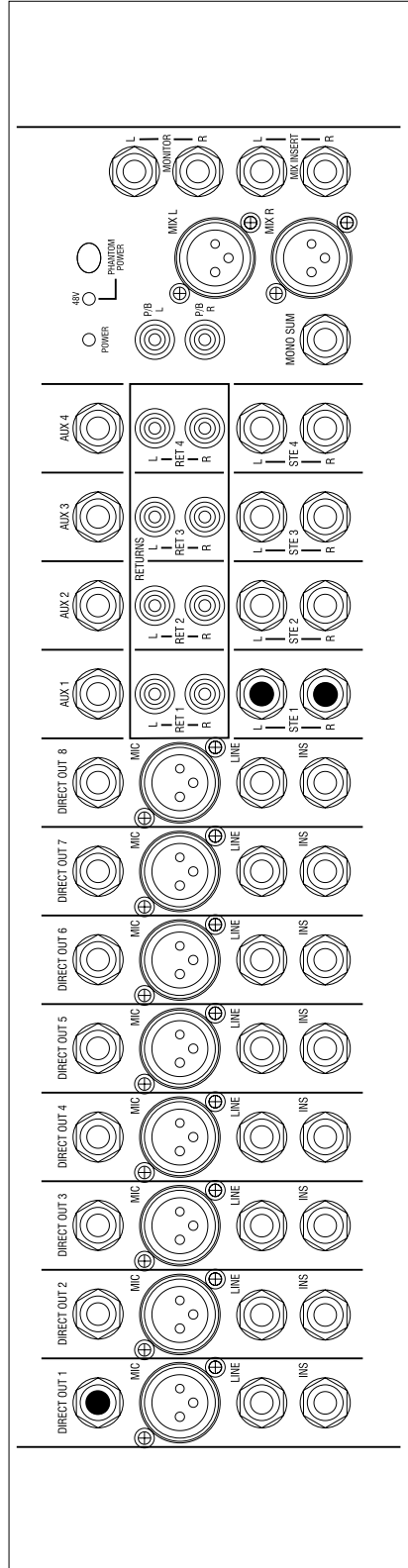
SPiRiT M SERIES

BLOCK DIAGRAM



CONNECTORS

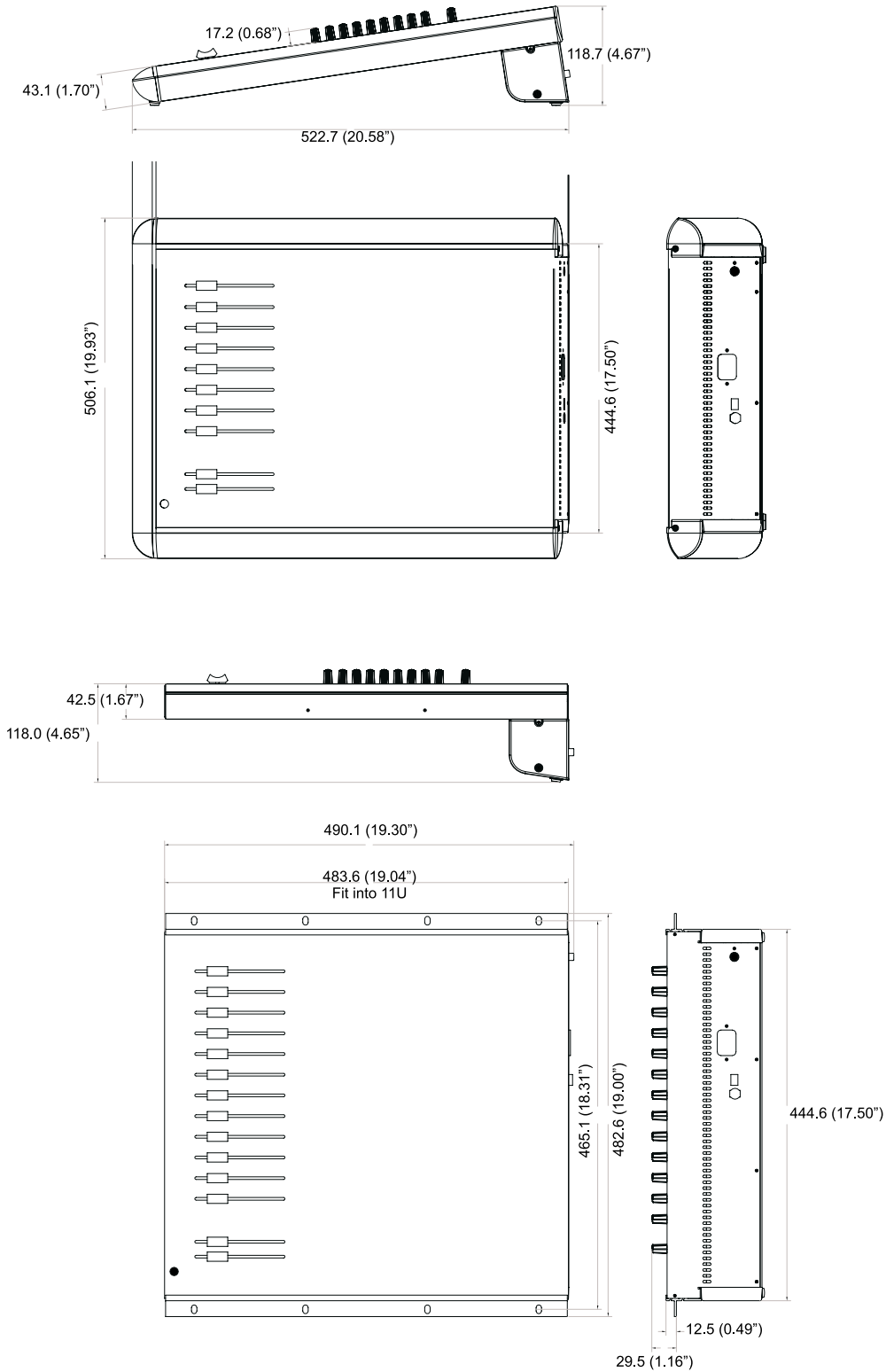
SPiRiT M SERIES



TECHNICAL DATA

M8 & M12 DIMENSIONS

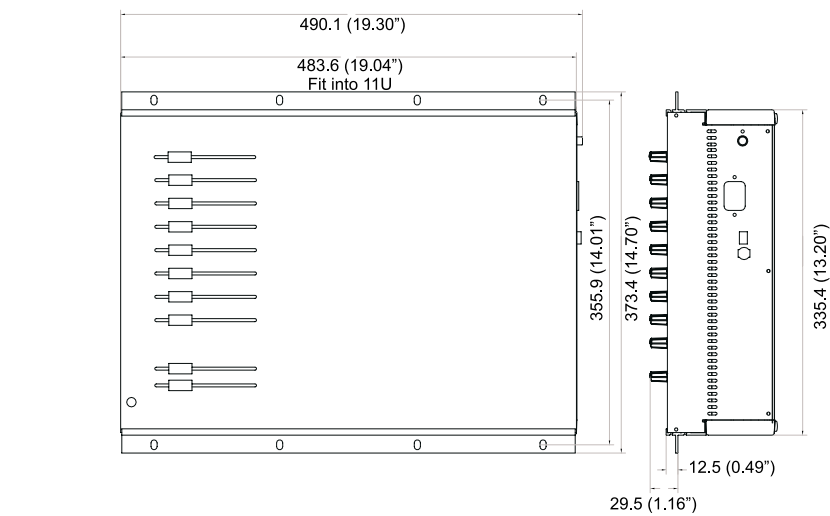
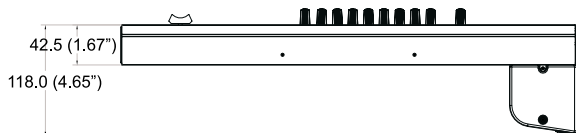
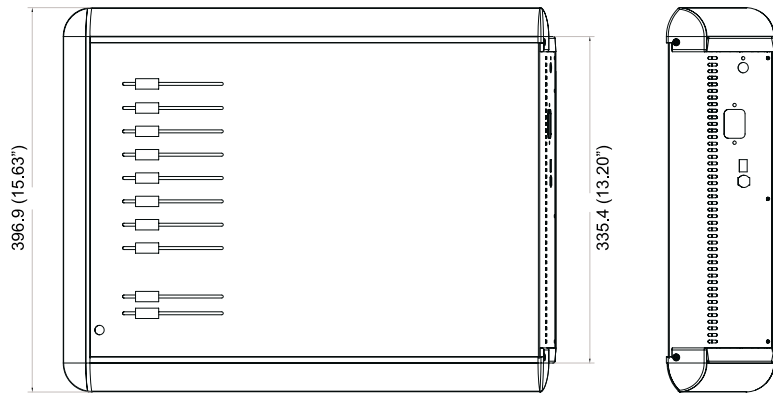
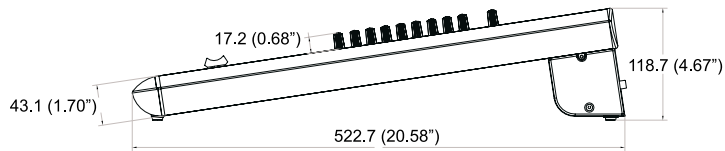
SPIRIT M SERIES



TECHNICAL DATA

M4 DIMENSIONS

SPIRIT M SERIES



TECHNICAL DATA

TYPICAL SPECIFICATIONS

SPiRiT M SERIES

NOISE

Measured 22Hz to 22kHz, unweighted
AUX & MIX O/Ps (8 Channels routed, faders down) <-84 dBu

E.I.N.

Microphone Input
(Maximum Gain, measured 22Hz - 22kHz, unweighted) -128 dBu

CROSSTALK

	20Hz - 10kHz	10kHz - 20kHz
Channel mute	<90 dB	<80 dB
Fader cutoff (rel to 0 mark)	<90dB	<80dB
Routing isolation	<90dB	<80dB

FREQUENCY RESPONSE

Mic/Line Input to any output 20Hz to 20kHz ± 1 dB

T.H.D.

Mic Gain. +30dBu, +20dBu at all outputs @ 1kHz < 0.008%

INPUT & OUTPUT IMPEDANCES

Microphone Input ~ 2 k Ω
Mono Channel Line Input >40 k Ω
Stereo Input (Stereo Mode) >30 k Ω
Stereo Returns >10 k Ω
Headphones Output ~ 40 Ω
All other audio outputs 75 Ω

INPUT & OUTPUT LEVELS

Mic Input Maximum Level +12 dBu
Mono Channel Line Input Maximum Level +38 dBu
Insert Point Send / Return Levels +21 dBu
Stereo Input Maximum Level +21 dBu
Headphones (@200W) 150mW
All other audio outputs +21dBu into 10k Ω

Filter

High Pass 100Hz, 18dB/octave

EQ

HF 12KHz, ± 15 dB
MF 240Hz - 6KHz, ± 15 dB
LF 60Hz, ± 15 dB

Dimensions

M4 (With Sides) W: 397 (15.6") x H: 119 (4.7") x D: 523 (20.6")
M4 (No Sides) W: 373 (14.7") x H: 119 (4.7") x D: 490 (19.3")
M8/12 (With Sides) W: 506 (19.9") x H: 119 (4.7") x D: 523 (20.6")
M8/12 (No Sides, rackmount) W: 483 (19.0") x H: 119 (4.7") x D: 490 (19.3")

Weight

M4 6.75Kg (14.8lbs)
M8 8.25Kg (18.1lbs)
M12 8.55Kg (18.8lbs)

Inrush Current (M Series family)

Worst Case: M12 @ 115V AC 4 Amps Peak

Average Power Consumption (quiescent)

M4 19.51 Watts
M8 24.48 Watts
M12 30.00 Watts

Min / max operating temperature (m series family)

Centigrade / Fahrenheit 0°C - 50°C / 32°F - 122°F