



HI-GAIN ALL-TUBE TONE WITH STUNNING DIGITAL EFFECTS

Fallen Angel DSP is a range of affordable, hi-gain, 2-channel guitar amps with stunning built-in digital effects. All-tube circuitry delivers powerful, harmonically rich overdrives with a fat, articulate bottom-end for bone crunching power chords, and soaring, saturated solo voicings for lead guitar. And although the Fallen Angel DSPs are unashamedly designed to rock, they're also capable of an impressively wide range of clean and crunch tones.

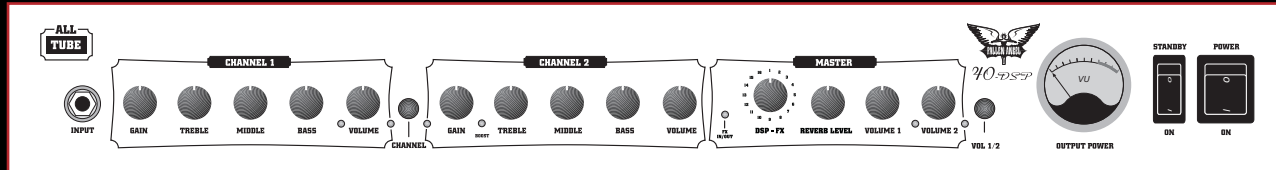
The range comprises of a 40-Watt 1x12 combo, 60-Watt 2x12 combo and a 60-Watt head, all sharing the same, comprehensive facilities:

- Dual-purpose active/passive guitar input
- Channel 1 with Gain, Treble, Middle, Bass and Volume controls
- Channel 2 with Gain + Boost, Treble, Middle, Bass and Volume controls
- Front panel Channel Select switch
- Channel Select footswitch socket (on the rear panel)
 - 16 way rotary switch to select 16 internal DSP effects (Chorus, Flanger, Vibrato, etc.)
 - Front panel DSP Effects On/Off switch
 - DSP Effects On/Off footswitch socket (rear panel)
 - Illuminated Output Power level meter
 - Dual Master Volume controls
 - Front panel Master Volume Select switch
 - Master Volume Select footswitch socket (rear panel)
 - Standby and Power switches
 - External Effects Send/Return sockets (rear panel)
 - External Effects Return level control (rear panel)
 - Line level recording output with speaker emulation (rear panel).

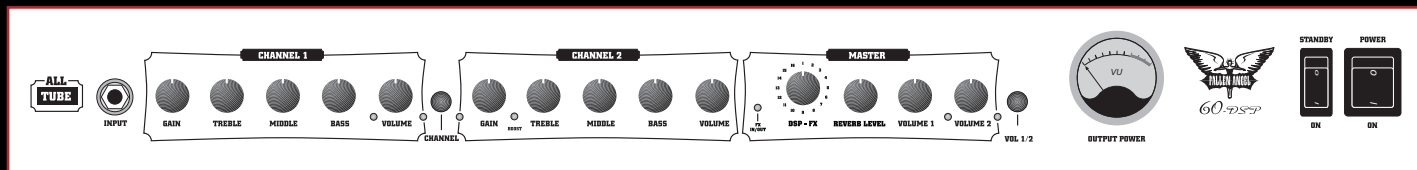




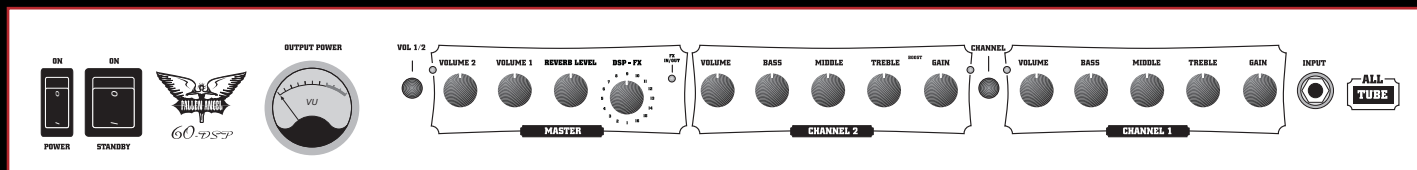
FRONT PANEL FACILITIES



FALLEN ANGEL 40DSP COMBO



FALLEN ANGEL 60DSP COMBO



FALLEN ANGEL 60DSP HEAD

FALLEN ANGEL 180H

THE WORLD'S MOST POWERFUL ALL-TUBE GUITAR AMP HEAD

The mighty Fallen Angel 180 head uses no fewer than six EL34 tubes in the output section to deliver masses of headroom. Stunning lead sounds with huge sustain are created mainly in the all-tube preamp, leaving the output stage relatively unfettered. So when you hit a fat, bottom-heavy, chugging power chord, the power is right there – with bass notes staying tight and articulate.



Capable of generating up to 250 Watts of power, the Fallen Angel 180 is every inch a performance amplifier, with separate effects loops for each of its 2 channels making it possible to add chorus on the clean channel and delay on the overdrive channel. A 4-way footswitch comes as standard, and selects between Channels 1/2, Channel 2 Boost On/Off, dual Master Volumes and Effects Loop In/Out.

Note: The Fallen Angel 180 head does not have internal DSP effects.

Pictured left: Charlotte Hatherley / Ash.



Distributed in the USA by Ashdown USA. Call toll-free 866-632-8346. A subsidiary of Musical Distributors Group.

