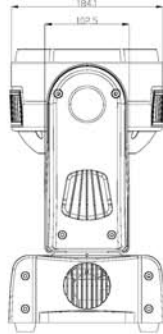
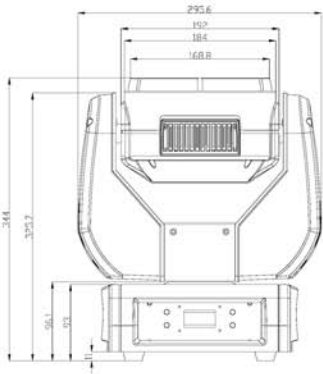
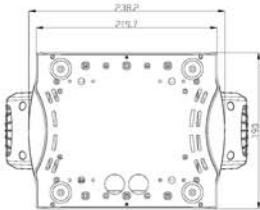


Q-Wash™ 260-LED

SPECIFICATIONS & FEATURES

CHAUVET®



AT A GLANCE:

RGB Color Mixing



Key Features:

- 3 W Red, Green & Blue LEDs
- Narrow 6 degree beam angle
- Extraordinarily fast pan/tilt speed
- 7,860 lux and 5 m
- Compact and lightweight
- Includes custom cut, removable 1° color blending filter

About this light:

The Q-Wash 260-LED is a blazing fast and compact LED moving yoke wash fixture. 37 high-power RGB LEDs power this unit that sports a tight 6 degree beam angle. The narrow beam angle allows the fixture to serve in dual roles as an effective wash fixture and a mid-air effect that cuts through the brightest of stages.

DETAILED SPECIFICATIONS:

FEATURES

- Incredibly bright, LED aerial beam moving head that can punch through almost any environment
- Electronic dimming and strobe features deliver silent operation with no moving parts
- Six degree beam angle punches through the rest of the lights in your rig with ease
- Program and store a scene into the 255-step onboard memory to run a show without an external DMX controller
- Keep light where you want it with the user-selectable pan and tilt ranges
- Includes custom cut, removable 1° color blending filter
- Built-in effect macros and move-in-black features minimize programming time
- Awesome sound-activated programs dance to the beat of the music
- Easy-access to built-in automated programs generate a synchronized show in master/slave mode
- Lightweight and easy to install
- Extremely fast movement
- Automatic pan/tilt correction
- User-selectable basic or advanced operating modes

SPECIFICATIONS

- DMX channels: 9, 12
- Light source: 37 LEDs (13 red, 830 mA; 12 green, 860 mA, 12 blue, 845 mA); 3 W; 50,000 hr
- Beam angle: 6°
- Field angle: 6.5°
- Illuminance: 7,860 lux @ 5 m
- Power and current:
 - 133 W; 1.20 A operating @ 120 V, 60 Hz
 - 133 W; 0.69 A operating @ 208 V, 60 Hz
 - 130 W; 0.64 A operating @ 230 V, 50 Hz
- Input voltage: 100~240 VAC, 50/60 Hz
- Weight: 14.5 lbs (6.6 kg)
- Size: 7.5 x 12 x 14.7 in (190 x 305 x 374 mm)

www.chauvetlighting.com
www.chauvetlighting.co.uk

CHAUVET®