



DRUMS & HARDWARE

Ludwig[®]

Ludwig Drum Company
P.O. Box 310, Elkhart, IN 46515
www.ludwig-drums.com

Foreword by Jim Catalano

As the dawn of a second century rises on the Ludwig Drum Company, we take a moment to reflect on the last 100 years of drum making progress. From 1909, when the Ludwig brothers first founded our company in Chicago to our modern manufacturing facility in Monroe, NC, to our strategic partnerships with manufacturers throughout the world, we continue to create legendary percussion products that stand the test of time with quality and design.

As our patriarch, Bill Ludwig II (The Chief) established, our number one goal for our drums is "The Sound." We are confident we offer drummers the best sound possible for all musical genres. From the most exacting professionals who count on "The Sound" they expect from Ludwig Drums to the drums needed by drummers just starting out, Ludwig continues to serve all drummers with the best possible features, quality and performance in the world.

This new Ludwig drum catalog features our drum outfits, snare drums, hardware and percussion accessories, and is a labor of love from the entire sales, marketing and manufacturing team. We are a company of drummers just like you, thinking, creating, living, and dreaming drums everyday. We created this catalog to take you on a journey of possibilities in Ludwig drums, hardware, and related percussion accessories.

Ludwig's Legacy Classic Series Drums offers a Maple/Poplar/Maple 3 ply shell with reinforcement hoops that is reminiscent of the type of shell Ludwig made in the late 1960's and early 1970's. Once again, it's all about tone and projection. It's just what drummers expect from Ludwig.

A compelling feature of our USA Made Ludwig Classic Maple Series Drums is customization to meet your musical requirements. In addition to a large variety of finishes, depths and diameters of drums, Ludwig also offers a variety of drum hardware options through a choice of lugs, mounts, hoops, heads, etc. We are a custom drum company.

Ludwig snare drums are the most sought after snare drums in the world, from our "one-and-only" Ludwig Black Beauties with brass shells to the workhorse Supra-Phonic models. These snares truly are "the drums that launched a thousand hits."

The "Spirit" of Ludwig Drums is alive and well and ready to welcome you to our family of proud Ludwig drum owners. After all, Ludwig is, "the most famous name on drums."

Sincerely,



Jim Catalano – Ludwig

Ludwig Timeline

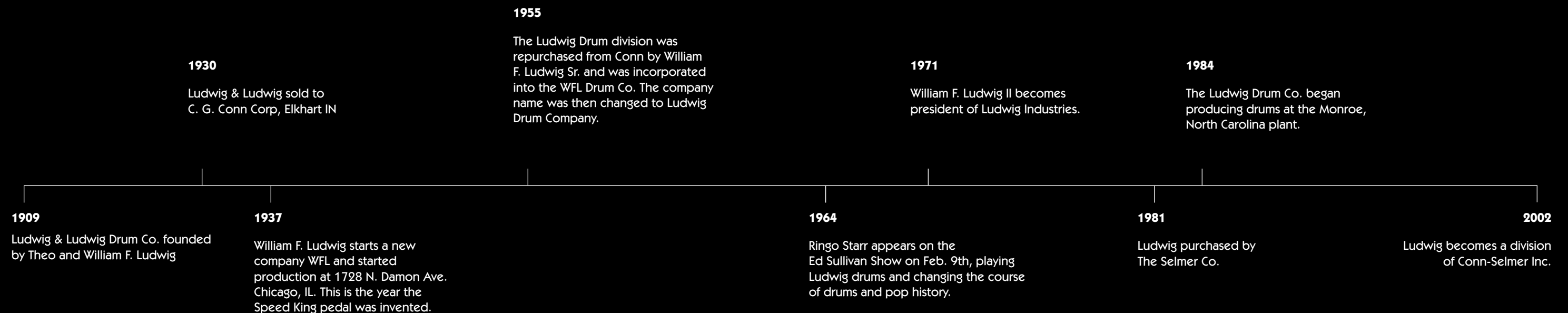




Table of Contents

OUTFITS

Legacy Classic	1-4
Classic Maple Specifications	5-6
Classic Maple	7-12
Vistalite	13-14
Vistalite Specifications	14
Classic Birch	15-16
Classic Birch Specifications	16
Centennial.....	17-18
Accent	19-20
Accent CS	21-26
Accent CS Specifications	27-28

SNARES

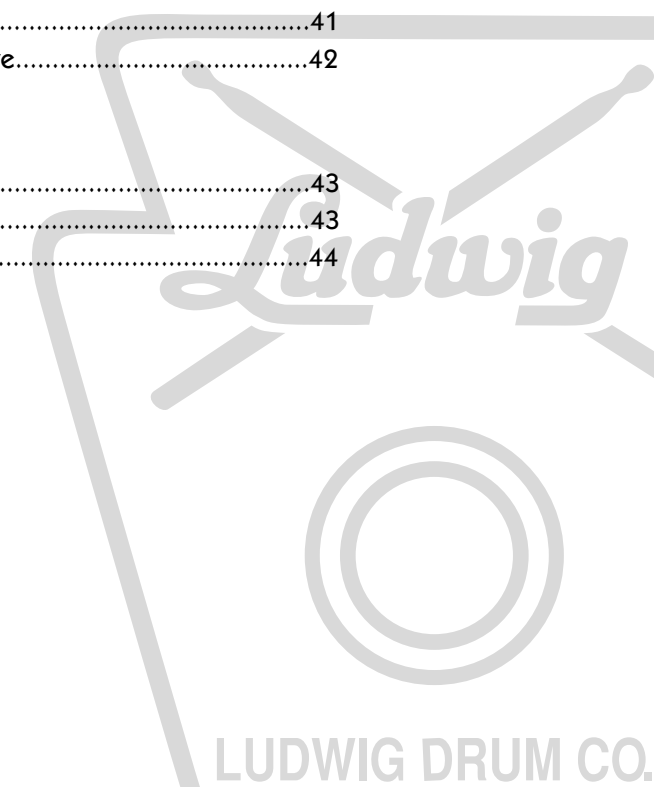
Black Beauty	29
Seamless Metal	30-31
Classic Maple	32
Classic Birch	32
Exotics	33
Additional Snares	34

HARDWARE

Cymbal Stands & Holders	35-36
Hi-Hat Stands	37
Snare Stands	38
Tom Holders & Stands	39
Bass Pedals	40
Thrones	41
Miscellaneous Hardware.....	42

MISCELLANEOUS

Drum Heads	43
Sticks & Wire Brushes	43
Bags & Cases	44



LEGACY CLASSIC

SERIES DRUMS

THE RETURN OF AN AMERICAN CLASSIC.

Tradition, Craftsmanship, and Visionary Excellence; these are the values at the center of Ludwig's classic legacy. With these values comes a commitment as true as the care and pride that goes into each drum, hand-crafted at Ludwig's manufacturing facility in the North Carolina foothills. It is with this ethic in mind that Ludwig celebrates the return of a true American classic.

Combining the benefits of today's most advanced drum making processes, with the know-how that comes with making drums for nearly a century, Ludwig's new Legacy Classic Series drums revive the distinctive sound of the world's most famous drums. These custom-built, American-made percussion instruments are based on a modern re-think of the legendary, reinforced 3-ply Ludwig drum shells that set the standard for popular music throughout the 20th Century.

Incorporating the many of the same methods used through-out its long and illustrious history, Ludwig's exclusive Legacy Classic shells are made in-house from the choicest cuts of hand-selected North American hardwoods. At its core is a single 1/8" ply of premium Poplar for unyielding warmth and resonance. Inner and outer plies of 1/16" premium-grade North American Maple are then cross-laminated to the core to reproduce that magical balance of power and clarity for the modern era. This proven design is then augmented with 1/4" single-ply Maple reinforcement hoops, and rounded, classic-cut bearing edges for thundering lows and pronounced cut in any musical situation.

But Legacy Classic is not merely a blast from the past. These drums take full advantage of state-of-the-art manufacturing, careful quality control, and a host of upgrades and innovations that only a company with Ludwig's experience and expertise can offer. For the discriminating professional, serious part-time player, and vintage and contemporary collector alike, Legacy Classic is truly the best of today, yesterday and tomorrow.



	Bass Drum	Rack Toms	Floor Toms	
Legacy Classic 5 Pc. Shell Pack Model # LLC3225XX	18x22"	8x10" 9x12"	14x14"	16x16"
Legacy Classic 4 Pc. Shell Pack Model # LLC3424XX	18x24"	10X13"	16x16"	16x18"
Standard Equipment	Elite Spurs Claw Hooks with Key Rods	Vibra-Band Suspension Mounts Classic Tom Brackets LR256STH Tom Holder(s)	Classic Tom Brackets & Legs	
WeatherMaster® Drumheads	Power Collar Clear Batter Smooth White Front with Script Logo	Heavy Clear Batter Medium Clear Resonant	Heavy Clear Batter Medium Clear Resonant	

Note: All Legacy Classic drums feature Ludwig's Classic mini-lugs and traditional "Keystone" badges.
*Snare drum, pedals, hardware and cymbals not included.

LEGACY CLASSIC

SERIES DRUMS

To fully capture the timeless nature of Legacy Classic Series Drums, component toms, floor toms, bass drums, and snare drums can be combined to create custom set-ups for a unique vintage vibe.



The small profile badge replicates the Ludwig 60's style keystone badge, adding authenticity to the vintage appearance of Legacy Classic.

14x22 bass drum, 16x16 floor tom, 14x14 floor tom, 9x13, 8x12 toms, 5x14 Supra-Phonic snare drum

Features: Vintage style wrapped finish, 3-ply maple, poplar, maple Legacy Classic Shell with maple reinforcement hoops

Shown in Silver Sparkle



LEGACY CLASSIC SERIES COMPONENT DRUMS

Bass Drums

Model	Size
LLB342XX	14x22"
LLB382XX	18x22"
LLB384XX	18x24"

Floor Toms

Model	Size
LLF344XX	14x14"
LLF366XX	16x16"
LLF368XX	16x18"

Toms

Model	Size
LLT380XX_WR	8x10"
LLT382XX_WR	8x12"
LLT392XX_WR	9x12"
LLT393XX_WR	9x13"
LLT303XX_WR	10x13"

Snares

Model	Size
LLS354XX	5x14"
LLS364XX	6.5x14"

Legacy Classic component drums are available in four vintage wraps: Silver Sparkle (0S), Red Sparkle (27), Green Sparkle (54), and Champagne Sparkle (0C) as well as, the hand-rubbed finishes featured on pages 1 & 2, Emerald Fade Sparkle (EG) and Rose/Copper Glitter (RG).



Red Sparkle (27)



Green Sparkle (54)



Silver Sparkle (0S)



Champagne Sparkle (0C)

CLASSIC MAPLE

SERIES DRUMS

When it's time for a custom maple outfit, look no further than Ludwig, the original American custom drum company. Imagine the possibilities. Ludwig Classic Maple options are limited only to your imagination. With dozens of component sizes and options, varieties of metal and wood shell snares, along with both heavy duty and lightweight hardware, the possibilities are virtually endless to suit all playing styles and musical needs.

Ludwig also offers eight outfit packages in four, five and six piece configurations that offer a wide variety of options for easy ordering.

Classic Maple drums come standard with Mini-Classic lugs, Elite tom brackets and Elite spurs. Or select Ludwig Classic lugs and brackets, Rocker or heavy duty curved spurs.

Ludwig Vibra-Band tom mounting system is also an available option. For those nostalgic for the 80's, modular tom holders and mounts and long lugs are still available.

There are 25 eye-catching finishes to choose from in wrapped, natural, and exotics that demand attention.

Build your set the way you want to be seen and heard!

CLASSIC MAPLE SERIES COMPONENT DRUMS

Bass Drums		Floor Toms		Toms		Toms	
Model	Size	Model	Size	Model	Size	Model	Size
LB848	14x18"	LF824	12x14"	LT886	8x6"	LT823	12x13"
LB868	16x18"	LF844	14x14"	LT888	8x8"	LT804	10x14"
LB840	14x20"	LF835	13x15"	LT870	7x10"	LT814	11x14"
LB860	16x20"	LF845	14x15"	LT880	8x10"	LT824	12x14"
LB880	18x20"	LF846	14x16"	LT890	9x10"	LT834	13x14"
LB842	14x22"	LF866	16x16"	LT882	8x12"	LT844	14x14"
LB862	16x22"	LF868	16x18"	LT892	9x12"	LT825	12x15"
LB882	18x22"			LT802	10x12"	LT835	13x15"
LB844	14x24"			LT812	11x12"	LT845	14x15"
LB864	16x24"			LT893	9x13"	LT846	14x16"
LB884	18x24"			LT803	10x13"	LT866	16x16"
LB846	14x26"			LT813	11x13"		
LB866	16x26"						

CLASSIC MAPLE SHELL CONSTRUCTION

Proudly made in Monroe, North Carolina, Ludwig takes great care in selecting only the finest quality materials for Classic Maple drums.

This process starts with select North American maple. The maple is cut into panels. The outside panel is 1.8 mm thick, two ply, cross laminated maple. Cross lamination is the process in which the panels are made of two glued plies of wood, with the grain direction of one ply at 90 degrees in relation to the grain direction of the adjacent ply. The outside grain runs circumferential with the shell.

The center panel is 2.4 mm thick, three ply, cross laminated maple. The middle ply runs circumferential with the shell, and the outer plies are at 90 degrees. The inside panel is 1.8 mm thick, two ply, cross laminated maple. The inside grain runs circumferential with the shell. This gives the 7-ply shells a total thickness of 6 mm.

The bearing edges are cut to a 45 degree angle within 1/16" from the outside edge. The sharp edges are rounded by light sanding for a smooth even surface. This process results in what is the unmistakable signature Ludwig sound.

CLASSIC MAPLE SERIES FINISHES



CLASSIC MAPLE

SERIES DRUMS




BIG BEAT

L8625EM (w/ hardware)
L8625EX (shell pack)

16x22 bass drum, 16x16 floor tom, 9x13,
8x12 toms, 5x14 Supra-Phonic snare drum


Features: Elite floor tom legs and brackets, Mini-Classic lugs, Elite spurs, Vibra-Band mounts with two add-on tom holders, 900 Series stands, LM815FPR Pro bass pedal

Shown in Classic Maple exotic finish, Quilted Makoré



This oval badge replicates one of Ludwig & Ludwig's earliest badge designs from the 1920's and comes standard with Classic Maple exotic drum finishes.

The low-mass Mini-Classic lug is standard on Classic Maple outfits and components.



New Finish!
Indigo Sparkle

POWER 4

L8444LM (w/ hardware)
L8444LX (shell pack)

18x24 bass drum, 16x16 floor tom, 11x13 tom,
8x14 matching snare drum

Features: Classic floor tom legs and brackets, Classic lugs, heavy duty curved spurs, 900 Series double braced stands, LM815FPR Pro bass pedal, natural inlaid bass hoops, vintage logo bass head

Shown in Classic Maple finish ply, Indigo Sparkle



CLASSIC MAPLE

SERIES DRUMS

FAST 5

L8725EM (w/ hardware)
L8725EX (shell pack)

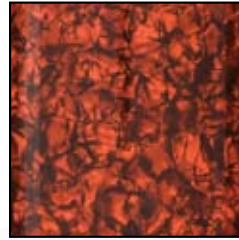
18x22 bass drum, 13x15 floor tom,
9x12, 7x10* toms, matching
5x14 snare drum

Features: Elite floor tom legs
and brackets, Mini-Classic lugs,
Elite spurs, Vibra-Band mounts
with two add-on tom holders,
900 Series stands, LM815FPR
Pro bass pedal

*7x10 tom available
with Mini-Classic lugs only

Shown in Classic Maple finish ply, Sunset
Diamond Pearl

New Finish!
Sunset Diamond Pearl



2 UP 2 DOWN

L8646EM (w/ hardware)
L8646EX (shell pack)

16x24 bass drum, 14x16, 12x14 floor toms,
9x12, 8x10 toms, matching 5x14 snare drum

Features: Elite floor tom legs and brackets, Mini-Classic lugs,
Elite spurs, Vibra-Band mounts with two add-on tom holders,
900 Series stands, LM815FPR Pro bass pedal

Shown in Classic Maple finish ply, Gold Sparkle

VIBRA-BAND TOM MOUNTING SYSTEM

Introducing Ludwig's new Vibra-Band tom mounting system, featuring a sleek, small profile mounting plate. The Vibra-Band allows the drum to "float" freely for maximum uninhibited resonance.

Available sizes
and model numbers:

L084R - 8"
L106R - 10"
L126R - 12"
L136R - 13"
L148R - 14"
L158R - 15"
L168R - 16"



CLASSIC MAPLE

SERIES DRUMS

ZEP SET

L8264LM (w/ hardware)
L8264LX (shell pack)

14x26 bass drum, 16x18, 16x16 floor toms,
12x14 tom, 6.5x14 Supra-Phonic snare drum

Features: Classic floor tom legs and brackets,
Mini-Classic lugs, Elite spurs, 900 Series
double-braced stands, Speed King bass pedal

Shown in Classic Maple finish ply, Green Sparkle



FAB FOUR

L8024LM (w/ hardware)
L8024LX (shell pack)

14X22 bass drum, 16x16 floor tom, 9x13 tom,
6.5x14 matching snare drum

L8004 (not pictured)
14x20 bass drum (Elite spurs only), 14x14 floor tom,
8x12 tom, 5x14 matching snare drum

Features: Classic floor tom legs and brackets, Mini-Classic lugs, heavy
duty curved spurs, 800 Series single braced stands, single Rocker
tom holder with 9.5mm arms, Speed King bass pedal, vintage logo
bass drum head.

Shown in Classic Maple finish ply, Black Oyster Pearl



POWER

L8825EM (w/ hardware)
L8825EX (shell pack)

18x22 bass drum, 16x16 floor tom, 10x13,
9x12 toms, 6.5x14 Supra-Phonic snare drum

Features: Elite floor tom legs and brackets,
Mini-Classic lugs, Elite spurs, Vibra-Band
mounts with two add-on tom holders,
900 Series stands, Classic double tom
holder with 10.5mm arms, LM815FPR Pro
bass pedal

Shown in Classic Maple finish ply, Black
Diamond Pearl



VISTALITE Series Drums

There are many imitators but none compare to the original Ludwig Vistalite Plexiglas drums. Originally introduced in 1972, the tradition of outstanding sound projection and power along with the renowned see-through appeal transcends time.

Vistalite drums are available in 4 colors: Amber (47), Blue (55), Yellow (56) and Clear (38). Piece together your own custom drum kit from the many differently sized components or put yourself behind one of two standard outfits.

Lay down the "Hammer of the Gods" sound on an Amber Zep Set, or make yourself visible behind the timeless "Big Beat" 5-piece set.

Vistalite drums feature the popular 70's vintage blue/olive badges. Component drums come standard with Mini-Classic lugs. Large Classic lugs are also available.



Zep Set

L8264LM47 (w/ hardware)
L8264LX47 (shell pack)

14x26 bass drum, 16x18, 16x16 floor toms,
10x14 tom, 6.5x14 Supra-Phonic snare drum

Features: Classic tom legs and brackets, Classic lugs, bass drum T-roads and Gold Sparkle inlay bass hoops, vintage blue/olive badges, 900 Series stands, LM815FPR Pro bass pedal

Shown in Amber

Not Shown:
Vistalite Big Beat
L9125LM (w/ hardware)
L9125LX (shell pack)

16x22 bass drum, 16x16 floor tom,
9x13, 8x12 toms, 5x14 matching snare

Features: Classic tom legs and brackets, Mini-Classic lugs, (large Classic lugs can be ordered as option) Vibra-Band mounts standard, LR2980MT double tom holder with 9.5mm arms, vintage blue/olive badges, 800 Series single braced stands, Speed King Pedal



Jelly Bean

Custom set shown with 16x22 bass drum, 16x16, 14x14 floor toms, 8x12 tom, 6.5 matching snare

Features: Classic tom legs and brackets, Mini-Classic lugs, (large Classic lugs can be ordered as option), single tom holder, vintage blue/olive badges

Vistalite Component Drums

Bass Drum*		Floor Toms		Toms**		Snares	
Model	Size	Model	Size	Model	Size	Model	Size
LB944V	14x22"	LF944V	14x14"	LT980V	8x10"	LS901V	5x14"
LB962V	16x22"	LF966V	16x16"	LT982V	8x12"	LS903V	6.5x14"
		LF944V	16x18"	LT993V	9x13"		
				LT904V	10x14"		

*With or without bass drum mounting plate

**Vibra-Bands with classic tom brackets are an option

Classic Birch

• SERIES DRUMS •

A Bold Alternative for the Advanced Player

For classic Ludwig tone in high-volume situations, Classic Birch Series kits present a powerful voice for the heavy-handed player. Featuring our chemically-bonded, extremely durable integrated-ply finishes, the legendary bright-highs and focused attack of Birch creates an ideal touring rig for the drummer that needs it all. Hand-crafted at our USA facility in Monroe, North Carolina, Classic Birch Series 7-ply, 7mm shells bring the volume without sacrificing tonal excellence.



Big Beat

LR2635EC (w/ hardware)
LR2635EX (shell pack)

16x22 bass drum, 16x16 floor tom, 9x13, 8x12 toms, matching 5x14 snare drum

Features: Elite floor tom legs and brackets, Mini-Elite Lugs, Elite spurs, Vibra-Band mounts, Classic double tom holder w/ 10.5mm arm, 900 Series stands, LM815FPR Pro bass pedal

Shown in Cobalt Blue Shadow Laminare



Classic Birch drums feature a silver keystone badge, low-mass Mini-Elite lugs and Elite tom brackets.

Classic Birch Series Outfits

Power

LR2625EC (w/ hardware)
LR2625EX (shell pack)
18x22 bass drum, 16x16 floor tom, 11x13, 10x12 toms, 6.5x14 matching snare

Fusion

LR2605EC (w/ hardware)
LR2605EX (shell pack)
16x22 bass drum, 14x14 floor tom, 10x12, 8x10 toms, 5x14 matching snare

Jazz

LR2615EC (w/ hardware)
LR2615EX (shell pack)
16x20 bass drum, 14x14 floor tom, 8x12, 8x10 toms, 5x14 matching snare

Fast 5

LR2645EC (w/ hardware)
LR2645EX (shell pack)
18x22 bass drum, 12x14 floor tom, 8x12, 8x10 toms, 5x14 matching snare

Classic Birch Series Finishes



Classic Birch Series Drums are offered in three highly-figured integrated-ply finishes (L-R), Ebony (40) Cobalt Blue (41) and Ivory (42).

Classic Birch Series Component Drums

Bass Drum		Floor Toms		Toms		Snares	
Model	Size	Model	Size	Model	Size	Model	Size
LRB348EC	14x18"	LRF344EC	14x14"	LRT388EC	8x8"	LRP313EC	3x13"
LRB368EC	16x18"	LRF366EC	16x16"	LRT380EC	8x10"	LRP514EC	5x14"
LRB360EC	16x20"	LRF368EC	16x18"	LRT382EC	8x12"	LRP614EC	6.5x14"
LRB380EC	18x20"			LRT302EC	10x12"		
LRB362EC	16x22"			LRT393EC	9x13"		
LRB382EC	18x22"			LRT313EC	11x13"		
				LRT324EC	12x14"		



Gig-Lite

A four-piece outfit created specifically for small venue gigging, the Ludwig Gig-Lite is perfect for club stages, rehearsal spaces, and teaching studios. Scaled-down sizes combined with the bright attack of Birch create a kit that is easily transportable but never lacking in needed volume or tone.

LR2604EC (w/ hardware)
LR2604EX (shell pack)

8x20 bass drum, 6x13, 5x10 toms, matching 3x13 snare

Hardware includes LC221SS snare stand, 2-LT126CS cymbal stands, LM817HH hi-hat stand, LM815FPR Pro bass pedal

Shown in Ebony Shadow Laminare

Centennial

MAPLE SERIES DRUMS

20x24 Bass drum, 16x18 Floor Tom, 15x16 Floor Tom, 8x12 Tom, matching 6.5x14 snare drum

Features: 100% Maple Shells with New Classic-style lugs, and a choice of Transparent or Sparkle Lacquer finishes.

Shown in Green Sparkle Lacquer



PURE MAPLE TONE FOR THE TOURING ROAD

The road is no place for the below-average; whether in drummers or the equipment they play. In response to the constant demands of the touring player, Ludwig presents new Centennial Series Drums. Combining the warmth and projection of a solid Maple shell with a choice of 4-different custom configurations, Centennial fuses the need for reliable gear with the desire for perfect drum tone in one exceptional package.

Choose from two new Sparkle Lacquer finishes for stellar appearance, or two high-gloss transparent lacquers for the traveling purist. Expandable to fit the needs of any playing style, Centennial Series Drums are Ludwig's answer to the battle-cry of the mobile percussionist.

CENTENNIAL SERIES PRE-CONFIGURED DRUM SETS

Groover LRC20 LRC1314F

20x20" bass drum, 13x16" floor tom, 13x14" floor tom, 8x12" tom, 6.5x13" snare drum

Powerdrive LRC22 LRC1314F

20x22" bass drum, 14x16" floor tom, 13x14" floor tom, 8x12" tom, 6x14" snare drum

2 Up 2 Down LRC22 LRC1314F LRC7510

20x22" bass drum, 14x16" floor Tom, 13x14" floor tom, 8x12" tom, 7.5x10" tom, 6x14" snare drum

Arena LRC24 LRC1618F

20x24" bass drum, 16x18" floor tom, 15x16" floor tom, 8x12" tom, 6.5x14" snare drum

CENTENNIAL SERIES COMPONENT DRUMS

Bass Drums

Model	Size
LRC2020B	20x20"
LRC2222B	20x22"
LRC2024B	20x24"

Floor Toms

Model	Size
LRC1618F	16x18"
LRC1314F	13x14"

Toms

Model	Size
LRC1014T	10x14"
LRC0913T	9x13"
LRC7510T	7.5x10"
LRC0708T	7x8"

Bronze Snare Drum

Model	Size
LRC6513SBZ	6.5x13"
LRC6514SBZ	6.5x14"

CENTENNIAL SERIES FINISHES



Natural Maple (N)



Charcoal Shadow (Y)



Green Sparkle (G)



Silver Sparkle (S)

ACCENT SERIES DRUMS

Zep Set & Fab 4

These two affordable and professional outfits with renowned configurations come with a profile that everyone in the drumming community recognizes. Constructed of Juniper and Mahogany woods, both of these outfits come fitted with Elite lugs.

Other features include rotating bass drum spurs, Elite Legs and Brackets on the floor tom(s) and 700 Series double-braced hardware. These vintage style outfits are simply a must have for the nostalgic gigging drummer!



Accent Zep Set

LR1065EC (vintage wrap finish)
LR1365ECN

Shown in Natural finish

Looking for an outfit to project a larger than life, powerful sound at your next rock show? Get behind the Ludwig Accent Zep Set and the stage is yours.

Sizes include a 16x26 bass drum, 16x16 and 16x18 floor toms, 9x13 tom and a 6.5x14 matching snare drum.

This set is available in 5 different vintage wrap finishes: White Marine Pearl (P), Black Diamond Pearl (B), Silver Sparkle (S), Black Oyster Pearl (Q), Green Sparkle (GR) as well as Natural (N).



Accent Fab 4

LR1024EC (vintage wrap finish)


Ludwig's Fab 4 outfit achieved legendary status in the 1960's with the British Invasion and has since proven to stand the test of time.

Sizes include a 14x22 bass drum, 16x16 floor tom, 9x13 tom, and a 6.5x14 matching snare drum.

Ludwig Accent Fab 4 outfits are available in four different vintage wrap finishes: White Marine Pearl (P), Black Diamond Pearl (B), Silver Sparkle (S), and Black Oyster Pearl (Q).

Shown in White Marine Pearl

Accent Zep Set & Fab 4 Series Finishes



Black Oyster Pearl (OQ)



Black Diamond Pearl (OB)



Green Sparkle (S4)



Silver Sparkle (OS)

ACCENT CS

SERIES DRUMS

Ludwig offers entry level through professional level sets that don't resemble anything that would suggest amateur gear.

Starting with the Accent CS Combo through the Accent CS Custom Elite, the awesome finishes and wide selection of components and outfit configurations deliver Ludwig's high quality standards throughout.

All levels of the CS Series come with heavy duty hardware that will hold up under heavy playing. The Ludwig Accent CS Series has what it takes to make looking and sounding like a pro easy and affordable.



CREATE THE SETUP YOU WANT

18x22" bass drum, 16x16, 14x14 floor toms, 8x12, 8x10, 8x8 toms, matching 5x14 snare drum, 6x10 auxiliary snare drum with add-on single holder, 300 Series hardware

Shown in Tobacco Fade

ACCENT CS

GLITTER SERIES

For vintage flash with modern flair, Ludwig's Accent CS Custom Elite Kits feature high-gloss Glitter-Fade lacquer finishes to compliment the bold and bright tones of their all Birch shells. Six finish and four set-up choices along with a host of component add-on drums, make this the ideal choice for the gigging pro.



Cherry (CF)

Green (GF)

Amber (AF)

Blue (BF)

Purple (PF)

Blue Ice (BI)



POWER

LC425GL

18x22" bass drum, 16x16" floor tom, 11x13" tom, 10x12" tom, 6.5x14" snare

Shown in Blue Ice

FUSION PLUS

Accent CS Custom Elite - LC445GL

18x22" bass drum, 16x16" floor tom, 8x12" tom, 8x10" tom, 5x14" snare drum

Shown in Cherry Glitter Burst

Not shown:

Fusion - LC415GL
18x22" bass, 14x14" floor tom, 8x12" tom, 8x10" tom, 5x14" snare

Jazz - LC405GL
16x20" bass, 14x14" floor tom, 8x12" tom, 8x10" tom, 5x14" snare

ACCENT CS

CUSTOM ELITE

300 SERIES – ACCENT CS CUSTOM ELITE

Accent CS Custom Elite Outfits feature 8-ply 8mm 100% high quality birch shells.

Offered are 4 configurations; Power, Fusion, Fusion Plus and Jazz, or create your own personal setup. Available in 5 high gloss lacquer finishes, Wine Burst (WB), Tobacco Fade (10), Black (11), Wine Red (13), and Amber (15).

Rack toms come with Ludwig Vibra-Bands for full resonance.

All drums are outfitted with genuine Remo® drumheads. Bass drums come with ringed-collar heads for perfect tone control and punch.



POWER

Accent CS Custom Elite - LC325E

18x22 bass drum, 16x16 floor tom, 11x13 tom, 10x12 tom, 6.5x14 snare drum

Shown in High Gloss Black

FUSION PLUS

Accent CS Custom Elite - LC345E

18x22 bass drum, 16x16 floor tom, 8x12 tom, 8x10 tom, 5x14 snare drum

Shown in High Gloss Wine Red



FUSION

Accent CS Custom Elite - LC315E

18x22 bass drum, 14x14 floor tom, 8x12 tom, 8x10 tom, 5x14 snare drum

Shown in High Gloss Wine Burst



JAZZ

Accent CS Custom Elite - LC305E

16x20 bass drum, 14x14 floor tom, 8x12 tom, 8x10 tom, 5x14 snare drum

Shown in High Gloss Amber

ACCENT CS

CUSTOM

300 SERIES – ACCENT CS CUSTOM

The Accent CS Custom is identical in every way to the Custom Elite but comes in 2 Satin Oil finishes, Natural (N), and Wine Burst (WB).

FUSION

Accent CS Custom - LC315

18x22 bass drum, 14x14 floor tom, 8x12 tom, 8x10 tom, 5x14 snare drum

Shown in Satin Oil Natural



ACCENT CS

200 SERIES

200 SERIES - ACCENT CS

When a young drummer is ready to take the next step from an entry level kit, the Accent CS 200 Series is a great way to move up the ranks.

Offered in this Series are Power, Fusion, and Jazz configurations.

This Series offers the same Vibra-Band Suspension System on the toms, and double tom holder as the CS Custom/Custom Elite Series.

The shells are 9 ply 8mm select veneers, wrapped in attractive finishes. Available colors are Black (1), Blue (2), Wine Red (4) and Silver (7).

The Accent 200 Series comes with 400 Series double braced hardware.

Not Shown:

Accent CS Fusion - LC215
18x22 bass drum, 14x14 floor tom, 8x12 tom, 8x10 tom, 5x14 snare drum

Accent CS Jazz - LC205
16x20 bass drum, 14x14 floor tom, 8x12 tom, 8x10 tom, 5x14 snare drum

POWER

Accent CS - LC225

18x22 bass drum, 16x16 floor tom, 11x13 tom, 10x12 tom, 6.5x14 snare drum

Shown in Silver



ACCENT CS

100 SERIES

100 SERIES - ACCENT CS COMBO

Ludwig offers 3 fantastic options in our most affordable line for the young drummer. The Nomad outfit for the early beginner and the Accent CS Combo Power and Jazz for drummers needing a full size drum set.

The CS Combos come in Power and Jazz Outfits with sizes that fit most any young drummer.

Like the 200 Series, the shells are 9 ply 8mm select veneers with the choice of 4 wrapped finishes: Black (1), Blue (2), Wine Red (4) and Silver (7).

Toms use post style arms. The hardware is lighter weight and double braced.

Start out the right way, on a quality Ludwig outfit.

POWER

Accent CS Combo - LC1251

16x22 bass drum, 16x16 floor tom, 11x13 tom, 10x12 tom, 6.5x14 snare drum

Shown in Black



Not Shown:

Jazz
Accent CS Combo - LC105
16x20 bass drum, 14x14 floor tom, 8x12 tom, 8x10 tom, 5x14 snare drum

NOMAD

Accent CS Combo - LC135

14x18 bass drum, 12x14 floor tom, 8x12 tom, 8x10 tom, 5x13 snare drum

Shown In Black

Available only in Black and Wine





ACCENT CS GLITTER SERIES COMPONENT DRUMS

Bass Drum		Floor Toms		Toms		Snare Drums	
Model	Size	Model	Size	Model	Size	Model	Size
LC420BE	16x20"	LC444FE	14x14"	LC488TE	8x8"	LC454SE	5x14"
LC422BE	18x22"	LC466FE	16x16"	LC410TE	8x10"	LC464SE	6.5x14"
LC424BE	18x24"	LC468FE	16x18"	LC482TE	8x12"		
				LC412TE	10x12"		
				LC413TE	11x13"		
				LC424TE	12x14"		

ACCENT CS CUSTOM ELITE SERIES COMPONENT DRUMS

Bass Drum		Floor Toms		Toms		Snare Drums	
Model	Size	Model	Size	Model	Size	Model	Size
LC320BE	16x20"	LC344FE	14x14"	LC388TE	8x8"	LC354SE	5x14"
LC322BE	18x22"	LC366FE	16x16"	LC310TE	8x10"	LC364SE	6.5x14"
LC324BE	18x24"	LC368FE	16x18"	LC382TE	8x12"		
				LC312TE	10x12"		
				LC313TE	11x13"		
				LC324TE	12x14"		

ACCENT CS CUSTOM SERIES COMPONENT DRUMS

Bass Drum		Floor Toms		Toms		Snare Drums	
Model	Size	Model	Size	Model	Size	Model	Size
LC320B	16x20"	LC344F	14x14"	LC388T	8x8"	LC354S	5x14"
LC322B	18x22"	LC366F	16x16"	LC310T	8x10"	LC364S	6.5x14"
		LC368F	16x18"	LC382T	8x12"		
				LC312T	10x12"		
				LC313T	11x13"		
				LC324T	12x14"		

ACCENT CS SERIES COMPONENT DRUMS

Bass Drum		Floor Toms		Toms		Snare Drums	
Model	Size	Model	Size	Model	Size	Model	Size
LC218B	14x18"	LC224F	12x14"	LC288T	8x8"	LC254S	5x14"
LC220B	16x20"	LC244F	14x14"	LC210T	8x10"	LC264S	6.5x14"
LC222B	16x22"	LC266F	16x16"	LC282T	8x12"		
				LC212T	10x12"		
				LC213T	11x13"		
				LC224T	12x14"		

ACCENT CS COMBO SERIES COMPONENT DRUMS

Bass Drum		Floor Toms		Toms		Snare Drums	
Model	Size	Model	Size	Model	Size	Model	Size
LC120B	16x20"	LC144F	14x14"	LC110T	8x10"	LC154S	5x14"
LC122B	16x22"	LC166F	16x16"	LC112T	10x12"	LC164S	6.5x14"
				LC113T	11x13"		



Wine (4)
Black (1)
Silver (7)
Blue (2)

ACCENT CS ADD-ON TOMS WITH STAND



LC300E
Add-On Tom Set
8x8" & 8x10" toms
with stand

Shown in High Gloss
Wine Red

Available in Black, Wine
Red, Amber, Tobacco
Fade, Wine Burst (gloss
& satin oil) and Natural
(satin oil)



LC200
Add-On Tom Set
8x8" & 8x10" toms
with stand

Shown in Blue

Available in Black, Blue,
Wine Red and Silver

JUNIOR OUTFIT

Designed to fit a 4-8 year old drummer and imitate all the features of a real drum set.

LJR106

10x16 bass drum, 10x13 floor tom, 5x10 tom 5x8 tom, 4x12 snare drum

Throne & cymbals included

Shown In Wine Red

Available only in Wine Red, Black and Blue





Often imitated, never duplicated, Ludwig snare drums have been the industry standard since 1911. The tradition and quality continues on today better than ever with a sound that could only be Ludwig. Listen to any hit song from the 60's through today and chances are you're hearing a Ludwig Snare Drum.

Ludwig Snare Drums are the most toured and recorded snare drum in the world and with good reason. From the smooth round perfection of the bearing edge to the precision cut of the snare bed, Ludwig Snare Drums are in a league of their own.

Black Beauty Snare Drums

One of the primary reasons Ludwig is "the most famous name on drums", is because of the legendary Black Beauty Snare Drum.

The Ludwig Black Beauty brass shell is constructed of a single sheet of brass that is machine drawn and spun into a seamless beaded drum, then black nickel plated with a beautifully exquisite finish. The shell provides a warm, round metallic tone.

With any of the three strainer options of P85 Supra-Phonic, P86 Millenium or P70 Super-Sensitive strainers, the Black Beauty responds with excellent sensitivity at all volumes. Choose from Imperial or tube lugs, die cast or triple-flanged hoops, and a smooth or hand hammered shell. The 70 year tradition of the Ludwig Black Beauty carries on as the ultimate snare drum in the industry.



LB417KT
6.5x14, hammered shell, tube lugs, P85
Supra-Phonic strainer



Brass On Brass

Black Beauty - LB416BT

Features: brass plated P86 Millenium snare strainer, brass plated P33 butt plate, brass tube lugs, brass die cast batter and snare hoops



LB553B - 3.5x13



LB416 - 5x14



Chrome Plated Brass Snare

LB402BBTWM

Features: spun seamless brass shell, brass plated P86 Millenium snare strainer, brass plated P33 butt plate, brass tube lugs, brass die cast batter and snare hoops

400 Series Supra-Phonic Snare Drums

Performance proven to be the sound that fueled the most hit recordings in history, the Ludwig LM400 and LM402 are the snare drum choice of the pros.

From Jazz to Metal Ludwig 400 Series Snare Drums provide the perfect sound in the studio or on stage. The USA made chrome plated seamless aluminum shells produce a bright crisp cutting sound, with the perfect balance of full resonant tone and snare crack.

The LM400 and LM402 are available with Imperial lugs or tube lugs and smooth or hammered shells.



LM400 - 5x14



LM402 - 6.5x14



LM411 - 6.5x14
Features a Super-Sensitive
strainer

The Chief

Special Edition Titanium Snare Drum - L2006

Ludwig Drums is honoring Bill Ludwig with "The Chief" Titanium Snare Drum, a limited edition professional snare drum featuring titanium shells by Ronn Dunnnett.

The L2006 is a 6.5x14 titanium snare drum that features a thin, light .035" Titanium Shell – 800 grams / 1.8 lbs – the thinnest, lightest snare shell on the market. The drum is 3.7 kilos / 8 lbs, perfectly round and polished to a high luster.

This fine instrument performs with a low fundamental sound and has an incredible wide tuning range. It features ten Imperial lugs, stamped chrome plated hoops, adjustable air vent, and Dunnnett snare strainer and butt plate.

A specially minted drum badge featuring Bill Ludwig II "The Chief", commemorates his historical contributions to drums and drumming.



Bronze Snare Drums

A unique mixture of a metal snare drum with wood shell characteristics. That is the Ludwig Bronze Series. The bronze seamless shell offers the sharp “snap” and projection of a metal drum with the smooth warmth of a wood shell.

Choose the smooth shell for ultimate resonance or a hammered shell for a drier more articulate response. Options include the standard triple-flanged hoops or die cast hoops, Imperial or tube lugs, and P85 or P86 Millenium strainers.



LB550 – 5x14



LB552KT
6.5x14 hammered shell and tube lugs

Acrolite Snare Drums

Once perceived as a student level snare drum, the sound of the Ludwig Acrolite Snare leaves no question that it should simply be considered a tremendous all-around snare drum at any level.

The seamless aluminum shell reflects Ludwig excellence in quality. The signature “Black Galaxy” finish and Classic Lugs gives this drum an appearance all its own.

Acrolite Snare Drums are available in 8 lug, 5x14” and 10 lug, 6.5x14” sizes.



LM404 – 5x14



LM405 – 6.5x14

Classic Maple Snare Drums

Ludwig’s wood snares have remained popular throughout the company’s nearly 100-year history, and were the drums that helped establish the fat backbeat and deep grooves of pop and R&B music in the 1970’s and 80’s.

The Classic Maple 7-ply all-maple shell features the clarity and warmth players have come to expect from maple drums, plus the projection and musicality that has maintained Ludwig’s reputation for snare drum innovation and excellence.

Available in a wide selection of sounds, sizes and styles, from piccolo, standard and deep models. From lacquer, exotic and wrapped finishes, Ludwig Classic Maple snares are the new Classics of today. Sizes not shown: 6x13”, 3x13” and 3.5”x14”.



LS462 – 6X12
Shown in Red Sparkle



LS484 – 8x14
Shown in White Marine Pearl



LS403TD – 6.5x14

Brass die-cast hoops, brass tube lugs, brass plated P86 Millenium strainer and butt plate
Shown in Cherry Lacquer Stain



LS403 – 6.5x14
Shown in Green Sparkle



LS401 – 5x14
P86 Millenium Strainer
Shown in Champagne Sparkle

Classic Birch Snare Drums

Crafted in the USA, Classic Birch Snare Drums are available in 3 sizes, 3x13”, 5x14” and 6.5x14”. The 100% Birch shells are 7 ply 7 mm, featuring the P85 Supra-Phonic strainer and eight Classic-Style Lugs.

They are available in 3 Shadow Laminate Finishes, Ebony Shadow (40), Cobalt Blue Shadow (41), and Ivory Shadow (42). Ludwig Classic Birch Snare Drums are an amazing value for the advanced drummer.



LR514EC40 - 5x14



Exotic Wood Snare Drums

Ludwig offers the most extensive exotic wood snare drum line of any drum manufacturer. In addition to Birdseye Maple and Waterfall Bubinga, 9 stunning finishes from Steinway are available, along with two exciting Ludwig painted glitter finishes; Arctic and Ruby Glitter (not shown). All Exotic snares have 8 plies of maple with an outer ply of exotic veneer. Brass hardware is available on 5x14" and 6.5x14" drums.

Experience the warm woody snare tone of Classic Maple teamed with the exquisite appearance of the Ludwig Exotic Series.



LS403TD50WMB
Birdseye Maple



LS403TD59WM
South American Mahogany



LS403TD65WM
Sapele Pomele



LS403TD53WMB
African Waterfall Bubinga



LS403TD60WM
Macassar Ebony



LS403TD66WM
East Indian Rosewood



LS403TD62WM
Makoré (African Cherry)



LS403TD57WM
Black Cherry



LS403TD67WM
Santos Rosewood



LS403TD58WM
Black Walnut



LS403TD63WM
Pearwood



LS403TD70WMB
Arctic Glitter

Additional Ludwig Snare Drums

From beginner to gigging player, Ludwig offers a variety of snare drums at a great value that fit all types of playing styles.

From the metallic crisp pop of the steel shell Rocker, to the deep punchy tone of the brass shell snares, to the warm round tone of the bronze shell and the solid crack of the Rocker Elite Piccolo Snare. It's all here, and it's all Ludwig.



LR720 - 5X14
Rocker Metal Snare Drum



LM300 - 5X14
Chrome Steel Snare Drum



LM305 - 5X14
Bronze Snare Drum



LR719 - 6.5X14
Rocker Metal Snare Drum



LM302 - 6.5X14
Chrome Steel Snare Drum



LM306 - 6.5X14
Bronze Snare Drum



LM303 - 5x14
Brass Snare Drum



LRS313EC - 3x13
Natural Finish Only



LC360S16 - 6x10
Ludwig Auxiliary Snare

6-Lug with Vibra-Band and tom bracket, attach to stand with L355STH tom holder

Satin black only



LM304 - 6.5x14
Brass Snare Drum



LC054S - 5x14
Accent CS Steel Shell
Chrome-plated



Ludwig offers a full line of hardware designated to meet the needs of the beginning student all the way to the professional touring and recording drummer.

The Classic Hardware Series design features smaller tube diameters which weigh less, while still providing heavy duty support for your cymbals, snare drum and tom toms. Ludwig's Classic hardware line is available in both single or double brace designs.

The Modular Hardware Series offers a more heavyweight design that is also available in single and double braced versions.

Features on the Modular stands include Ludwig's Collar Clamp with 360 degrees gripping power in the height adjustment mechanism. This provides secure positioning while eliminating metal to metal contact. Collar clamps feature an offset T-handle adjustment with easy to replace parts. Inner nylon tube linings for smooth operation, triple chrome plating for an attractive, durable appearance, and large serrated crutch feet for secure and sturdy traction are all featured here in this series.

CYMBAL STANDS & HOLDERS

Ideal for the drummer performing various gigs with different setups, the Convertible Boom Stand functions as either a straight or boom cymbal stand.

Concerned with carrying weight and need to lighten your gear load? Check out Ludwig's flat base cymbal stand. With all the professional features of today and the unique vintage look of the 1960's, this stand collapses easily for packing purposes and weighs in at only 3.8 pounds!

Not Shown:

LC626CS
Classic straight - single braced

LC636MBS
Classic mini-boom - single braced



LM926CS
Modular straight
double braced



LM935BCS
Modular disappearing
mini-boom
double braced




LM831BCS
Modular boom
with weight



LC726CS
Classic
straight
double braced



LC736MBS
Classic
mini-boom
double braced



LM472SPH
Stackable cymbal
arm attachment



LM471SPH
Splash cymbal holder
10.5mm post



LM470SPH
Splash cymbal
holder



LM936MBS
Modular mini-boom
double braced



LM931BCS
Modular boom
with weight
double braced



L326CS
Custom
double braced



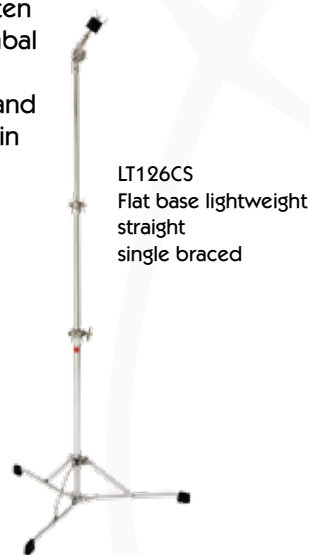
L336MBS
Custom mini-boom
double braced



L426CS
400 Series
straight
double braced



LM451CH
Modular add-on
cymbal holder



LT126CS
Flat base lightweight
straight
single braced



LM826CS
Modular straight
single braced



LM836MBS
Modular mini-boom
single braced



L436MBS
400 Series
boom
double braced



L226CS
Combo
lightweight
double braced



L236MBS
Combo
lightweight boom
double braced



LR251CH
Rocker add-on
cymbal holder

L1372
Shell mount
cymbal holder



HI-HAT STANDS

Designed by drummers, for drummers. Ludwig Hi-Hat Stands provide all of the durability and quality you've come to expect from Ludwig.

Ludwig's Modular Series is available in single and double braced legs as well as single or double spring mechanisms.

Designed for the drummer using a twin bass pedal, the single spring mechanism allows the Hi-Hat Pedal to rotate for easy positioning.



The LM918HH Pro Float stand features a smooth floating action pedal mechanism with six possible tension adjustments. The cam lever system allows for easy pedal action. The additional spur leg can be positioned on either side of the stand, or removed completely. The Pro Float stand is also equipped with a Velcro-lined rock plate for added stability.



LM463AXH Stationary Hi-Hat



LM917HH Modular with swivel base double brace



LM916HH Modular with twin spring double brace



LM817HH Modular with swivel base single brace



LM816HH Modular with twin spring single brace



LC716HH Classic double brace



L316HH Custom double brace



L416HH 400 Series double brace



L216HH Combo lightweight double brace



LM822SSL Modular low profile single brace



L422SS 400 series double brace



LM922SSL Modular low profile double brace



LC722SSL Classic low profile double brace



L222SS Combo lightweight double brace



LM921SS Modular double brace



L322SS Custom double brace



LT121SS Lightweight single brace

SNARE DRUM STANDS

Ludwig offers snare drum stands for all performance settings. Features range from lightweight to heavyweight construction, single to double braced legs, low profile to tall concert designs, as well as nylon ball adjustment mechanisms for complete rotating position to positive ratchet styles. Ludwig's Modular Series also provides positive locking snare baskets with large gripping arms for full support.



TOM STANDS & HOLDERS

Not Shown:

LC641TSE
Accent double tom stand with 10.5mm L-arms - double brace

LM541TSE
Tall double tom stand for 10.5mm Elite mounts - double brace

L355STH
Accent CS add-on 10.5mm L-arm/ball single tom holder

PC1176
Custom double tom holder with 10.5mm L-arm/ball

LM444TSR
Low double tom stand for 9.5mm L-arm mounts - double brace

LC343TSM
Low double tom stand for modular mounts - single brace

LC341TSM
Tall double tom stand for modular mounts - single brace

LM441TSM
Tall double tom stand for modular mounts - double brace

LM443TSM
Low double tom stand for modular mounts - double brace

LC155STH
Rocker post style single tom holder

LR2991MT
Elite single tom holder with 10.5 mm L-arm



LR255STH
Rocker single tom add-on holder with 9.5mm L-arm/ball

LR254STH
Elite single tom holder with 10.5 mm L-arm/ball



LR257STH
Elite single tom add-on holder with 10.5mm L-arm/ball

LR256STH
Rocker single tom add-on holder with 9.5mm L-arm/ball



L345TS
Custom double tom stand double brace



LC344TSR
Low double tom stand for 9.5mm with L-arm mounts single brace



LC342TSR
Tall double tom stand for 9.5mm with L-arm mounts single brace



LM442TSR
Tall double tom stand for 9.5mm with L-arm mounts double brace



LM543TSE
Low double tom stand for 10.5mm Elite mounts double brace



LR2980MT
Rocker double tom holder with 9.5mm L-arm/ball



LM3002MT
Modular double tom holder with tube style



LR2992MT
Classic double tom holder with 10.5mm L-arm/ball



LR2981MT
Rocker single tom holder w/ 9.5mm L-arm/ball

SPEED KING PEDAL

Ludwig's first product revolutionized the drumming industry and enabled drummers to play more fluently. Famous for speed and precision, some of the most legendary names in drumming use the Speed King for its smooth feel and powerful response. Designed with a reverse double compression spring mechanism, solid metal construction, direct link drive and a classic felt beater. Speed King. Experience what legends play.



L201
Speed King

LUDWIG PRO PEDALS

Ludwig Pro Pedals are the next generation of design. The LM815FPR Single and LM812FPR Double Pedals offer rock plate technology for the ultimate in stability. Pro pedals feature a double chain drive, reversible pedal beater, a side adjustment hoop mount, a stylish footboard and fast, smooth cam action mechanics. These Pro Pedals also include Pedal Bags for the gigging drummer.

Not Shown:

LM811RP
Rock Plate Add-On



LM815FPR
Ludwig Pro pedal with Rock Plate (includes bag)



LM812FPR
Ludwig Pro double pedal (includes bag)



L312FPR
Ludwig Pro double pedal



LC614FP
Classic



L415FPR
400 Series



L315FP
Custom pedal with Rock Plate



L215FP
Combo



THRONES

Not Shown:

LM448TH
Seat Case - Specify Finish
(Classic Wrap Only)

LM450TH
Modular - wide
double brace
with fabric seat



LM446TH
Modular - double brace



L351TH
Saddle style - wide
double brace
with fabric top



L350TH
Round - wide
double brace
with fabric top



L348TH
Round - double brace
with fabric top



L349TH
Saddle style - standard
double brace with fabric top



L347TH
Custom - double brace



LR246TH
Rocker - double brace



LM449THB
Modular bicycle style
with back double brace



MISCELLANEOUS HARDWARE

Not Shown:

- P86B - Millenium Snare Strainer (Brass Plated)
- P33 - Die Cast Snare Butt for P85, P86, P80
- P33B - Die Cast Snare Butt for P85, P86, P80 (Brass Plated)
- P82 - Rocker, Rocker Elite Metal Snare Drum Throw Off
- L1929 - 12 Strand Heavy Wired Snares 14" Metal End
- L1224 - 18 Strand Wire Snares, 14" Swivel Mounted
- PC1068 - Accent CS Combo Tom Bracket
- P1216D - Ludwig Tom & Floor Tom Leg Bracket
- P41 - Standard Drum Key
- P71 - Super Sensitive Throw Off for 6.5x14"
- L111 - Torque Wrench
- L112 - Spin Key
- LC5023TL - Classic 9.5mm 23" Tom Legs & Brkts (3)
- L1280 - Reversible Nylon/Hard Felt Beater
- L1285 - Lambs Wool Speed King Beater
- L1286 - Hard Felt Speed King Beater
- L1304BA - Bass Drum Anchor




P85
Standard Throw



P86
Millenium Snare Strainer
(Chrome)




P32
Snare Butt for P85, P86, P80



P80
USA Classic Piccolo Snare
Throw Off



P70
Super Sensitive Throw Off
for 5x14"



P47
Snare Butt for
Super Sensitive P70



L1930
20 Strand Thin Wire Snares,
14" Metal End



L1232
20 Strand Wire Snares,
14" Swivel Mounted



P40662
Internal Tone Control



P7185AP
Elite Tom Mounting Bracket



P7184A
Elite Bass Mounting Plate



P1610D
Ludwig Bass Drum
Mounting Plate



P1762B
Modular Tom Mount Bracket



P1765B
Modular Bass Drum
Mounting Bracket




PC1020
Accent CS Combo
Floor Tom Bracket




LR2974SP
Elite Kick Spur




LC1308SP
Classic Curved
Disappearing Spur (Pair)



LC5024TL
Elite 10.5mm 20.5"
Tom Legs & Brackets (3)



LM453CLU
Modular Universal Clamp



LM473CBH
Add-On Cowbell
Holder Attaches to
Cymbal Stand




LM474CBH
Add-On Cowbell Holder
Attaches to Bass Hoop



L2508
Clutch For All Modular
& Classic Stands



L2509
Quick Release Hi Hat Clutch



L2510
Sure Hi Hat Clutch



L1283
Hard Felt Beater

Ludwig Accessories

Drum Heads

Whatever playing situation you're in, Ludwig has a drumhead made just for you. All Ludwig WeatherMaster® Drumheads feature our exclusive Headlock System and low profile collar, designed for even tuning and "no pull out" tensioning.



Vintage Front Bass Drum Head

Ludwig's re-issue of the stylish Vintage Logo Drumheads are an exact replica of the heads that adorned the famous drum sets of the sixties. These heads are smooth white and feature the black "script" logo at the top.



Black Heavy Bass Drum Head

Ludwig Black Bass drum heads offer excellent response and durability for any concert setting indoor or outdoor. These heads are ideal for extra projection.



White Coated Heavy Bass Drum Head

These 10ml heads are heavy coated for extra depth, as well as warmth and focus. Ludwig's Heavy Coated Heads provide the sound and durability you've come to expect from Ludwig Weather Master Heads.



Power Collar Clear Bass Drum Head

Reduce unwanted overtones with Ludwig's Power Collar Head. These heads feature a clear heavy weight 10ml single ply material with an outer tone ring.



Silver Dot Heavy Bass Drum Head

A heavy clear one ply head with a silver reinforced center dot. Ludwig's Silver Dot Heads are a favorite amongst marching percussionist and heavy hitters alike.

Drum Sticks & Brushes

Drumsticks

Model No.	Wood Tip	Nylon Tip	Description
L-7A		L-7AN	Small Olive Bead, 15-3/8" & .500 diameter
L-Jazz			Small Barrel Bead, 16-1/8" & .550 diameter
L-Rock		L-Rock-N	Large Acorn Bead, 16-3/8 & .550 diameter
L-5A		L-5AN	Medium Olive Bead, 15-3/8 & .575 diameter
L-5B		L-5BN	Large Acorn Bead, 16-1/8 & .600 diameter
L-SD1			Large Barrel Bead, 16-3/8 & .630 diameter
L-2B		L-2BN	Large Acorn Bead, 16" & .650 diameter
L-MS1			Large Ball Bead 16" & .700 diameter
L-3S			X-Large Barrel Bead, 16-1/2" & .700 diameter

Wire Brushes

Model No.	Description
L-194	Red-Grooved Handle w/ Ball End
L-206	Clear Plastic Handle w/ Loop End
L-191	Red-Grooved Handle w/ Loop End
L-195	White Plastic Handle w/ Loop End
L-190	Red-Ribbed Handle w/ Loop End



Padded Gig Bags

Ludwig offers high quality 100% American made hardware bags at competitive prices with value added features that will provide the gigging drummer a good investment in protecting their drums.

Ludwig's Padded Gig Bags feature a sturdy handle for lifting, heavy duty zippers, adjustable shoulder strap for easy carrying, a metal snap hooks and rings, as well as double stitched webbed handles with black rubber tubing comfort grips. The snare drum bags also include a handy detachable shoulder strap. All Gig Bags are black.



Side Protection System Bags

Ludwig's Side Protection System Bags feature durable plush lining and padded shoulder straps. Side Protection Bags also have the size stitched on the front.

Other features of Ludwig Gig Bags include metal snap hooks and rings, as well as double stitched webbed handles with black rubber tubing comfort grips. The snare drum bags also include a handy detachable shoulder strap. All Gig Bags are black.

Gig Bags	Gig Bags "SPS"	Description
LXC1G	LXCSP	Gig Bag Cymbal 22"
LXC2G		Gig Bag Cymbal 22" w/ Stick Bag
LXS3G		Gig Bags Drum Set - Fits 18x22", 16x16", 11x13", 10x12", 6.5x14"
LX510G	LX510SP	Gig Bag Snare 5x10"
LX512G	LX512SP	Gig Bag Snare 5x12"
LX613G	LX613SP	Gig Bag Snare 6.5x13"
	LX514SP	Gig Bag Snare 5.5x14"
LX614G	LX614SP	Gig Bag Snare 6.5x14"
LX814G	LX814XP	Gig Bag Snare 8x14"
LX08G		Gig Bag Tom 8x8"
LX10G		Gig Bag Tom 9x10"
	LX10SP	Gig Bag Tom 10x10"
LX12G	LX12SP	Gig Bag Tom 10x12"
LX13G	LX13SP	Gig Bag Tom 11x13"
LX14G	LX14SP	Gig Bag Tom 14x14"
LX15G	LX15SP	Gig Bag Tom 13x15"
LX16G	LX16SP	Gig Bag Tom 16x16"
LX18G		Gig Bag Tom 16x18"
	LX18SP	Gig Bag Tom 18x18"
LX20G		Gig Bag Tom 18x20"
LX18BG		Gig Bag Bass 18x18"
	LX20SP	Gig Bag Bass 18x20"
LX22G	LX22SP	Gig Bag Bass 18x22"
LX24G	LX24SP	Gig Bag Bass 18x24"
LX25G	LX25SP	Gig Bag Hardware 36"
LX29G	LX27SP	Gig Bag Double Pedal
	LX31SP	Gig Bag Bongo 9x7"
LX30G		Gig Bag Drum Sticks, Economy
LX31G		Gig Bag Drum Sticks, Premium



Ludwig

Today, Yesterday and Tomorrow.



Photo shot on location at the Elco Theatre, Elkhart, Indiana.