

Reverb No.	Reverb Type	Quality
1	Tiny Room	Classic room simulation featuring various room sizes from bathroom to cathedral.
2	Small Room	
3	Medium Room	
4	Large Room	
5	Ultra Room	Special effect transforming guitar signals into heavenly pad sounds.
6	Small Spring	Simulations of typical spring reverbs.
7	Medium Spring	
8	Short Ambience	
9	Long Ambience	Simulates the early reflections of a reverberless room.

Tab. 1: The different reverb effects on the V-AMP PRO

Cabinets	
-	BYPASS (NO SPEAKER SIMULATION)
1	1 x 8" VINTAGE TWEED
2	4 x 10" VINTAGE BASS
3	4 x 10" V-AMP CUSTOM
4	1 x 12" MID COMBO
5	1 x 12" BLACKFACE
6	1 x 12" BRIT '60
7	1 x 12" DELUXE '52
8	2 x 12" TWIN COMBO
9	2 x 12" US CLASS A
10	2 x 12" V-AMP CUSTOM
11	2 x 12" BRIT '67
12	4 x 12" VINTAGE 30
13	4 x 12" STANDARD '78
14	4 x 12" OFF AXIS
15	4 x 12" V-AMP CUSTOM

Tab. 2: V-AMP PRO cabinets

Effect No.	Effect	EFFECTS control	EFFECTS control with TAP key down	TAP key
1	ECHO	Mix	Feedback	Delay Time
2	DELAY	Mix	Feedback	Delay Time
3	PING PONG	Mix	Feedback	Delay Time
4	PHASER/DELAY	Delay Mix	Mod. Mix	Delay Time
5	FLANGER/DELAY 1	Delay Mix	Mod. Mix	Delay Time
6	FLANGER/DELAY 2	Delay Mix	Mod. Mix	Delay Time
7	CHORUS/DELAY 1	Delay Mix	Mod. Mix	Delay Time
8	CHORUS/DELAY 2	Delay Mix	Mod. Mix	Delay Time
9	CHORUS/COMPRESSOR	Sense	Mod. Mix	Modulation Speed
10	COMPRESSOR	Sense	Attack	-
11	AUTO WAH	Depth	Speed	-
12	PHASER	Mix	Feedback	Modulation Speed
13	CHORUS	Mix	Depth	Modulation Speed
14	FLANGER	Mix	Feedback	Modulation Speed
15	TREMOLO	Mix	-	Modulation Speed
16	ROTARY	Mix	Depth	Modulation Speed

Tab. 3: V-AMP PRO effects

1st level name	#	default cabinet simulation	2nd level name	#	default cabinet simulation
AMERICAN BLUES	2	4 x 10" VINTAGE BASS	AND DELUXE	2	4 x 10" VINTAGE BASS
MODERN CLASS A	9	2 x 12" US CLASS A	CUSTOM CLASS A	9	2 x 12" US CLASS A
TWEED COMBO	1	1 x 8" VINTAGE TWEED	SMALL COMBO	1	1 x 8" VINTAGE TWEED
CLASSIC CLEAN	8	2 x 12" TWIN COMBO	BLACK TWIN	8	2 x 12" TWIN COMBO
BRIT. BLUES	12	4 x 12" VINTAGE 30	AND CUSTOM	12	4 x 12" VINTAGE 30
BRIT. CLASS A	11	2 x 12" BRIT. '67	NON TOP BOOST	11	2 x 12" BRIT. '67
BRIT. CLASSIC	12	4 x 12" VINTAGE 30	CLASSIC 50 W	13	4 x 12" STANDARD '78
BRIT. HI GAIN	12	4 x 12" VINTAGE 30	BRIT. CLASS A 15 W	6	1 x 12" BRIT. '60
RECTIFIED HI GAIN	15	4 x 12" V-AMP CUSTOM	RECTIFIED HEAD	15	4 x 12" V-AMP CUSTOM
MODERN HI GAIN	15	4 x 12" V-AMP CUSTOM	SAVAGE BEAST	13	4 x 12" STANDARD '78
FUZZ BOX	14	4 x 12" OFF AXIS	CUSTOM HI GAIN	15	4 x 12" V-AMP CUSTOM
ULTIMATE V-AMP	15	4 x 12" V-AMP CUSTOM	ULTIMATE PLUS	15	4 x 12" V-AMP CUSTOM
DRIVE V-AMP	15	4 x 12" V-AMP CUSTOM	CALIF. DRIVE	4	1 x 12" MID COMBO
CRUNCH V-AMP	15	4 x 12" V-AMP CUSTOM	CUSTOM DRIVE	5	1 x 12" BLACKFACE
CLEAN V-AMP	15	4 x 12" V-AMP CUSTOM	CALIF. CLEAN	4	1 x 12" MID COMBO
TUBE PREAMP	-	no cab simulation for use on vocals	CUSTOM CLEAN	5	1 x 12" BLACKFACE

Tab. 4: Default cabinets/amp models

BANK	A	B	C	D	E
1	Street w/o Name	SRV	Every Breath U T	Sultans o' Swing	ZZ's Lovin'
2	Highway To Hell	Ain't Talkin b..	.Crazy Diamond	Under The Bridge	Wring That Neck
3	You Oughta Know	Little Head	General Lee	Wheatherman	Larry w/o Lee
4	Straight Rhythm	Straight Crunch	Straight Drive	Still Got Blues	Money For Nothin'
5	Ultimate Rhythm	Big Venue	Ambience Crunch	Long Clean Delay	Make Me Dizzy
6	Dry Rhythm	Eddie's Tapping	Crunchy Chorus	Heaven's Ballad	Savage Ultra
7	Blue Rhythm	Blue Lead	Voxy Drive	Clean Comping	Robben's Blues
8	Dry Funk	Full Blown Solo	Quack	Less Is More	Edge 'n Bite
9	Nu Bad Rhythm	MAKE MY D(e)JAY	Doubled Solo	Is This Love?	Automatic Solo
10	Ambience Combo	Canyon Rock	Run To You	Bathroom Champ	Twins?
11	Solo Force 1	Rhythm Force	FX mel	A-Wah Attack	Innocent Clean
12	Solo Force 2	Solo Force 3	Richie's Dream	Paganini Solo	Dizzy Lizzy
13	Timebomb!	Uni Rhythm	Clean & Loud	Clean & Broad	Saga Solo
14	Tune 2 D	Strat Solo	L.A. Clean	Dist. Rhythm	Dist. Solo
15	Rhythm Crunch	Blues Lead	Tele Twang	Tele Jazzy	Ch+Del Lead
16	Recit-Rhythm 1	Recit-Rhythm 2	Recit-Solo Bal.	Dynamite Crunch	Heavy Funk
17	Spacy Clean	2H Tap Clean	Clean Accomp.	Bluesy Tremolo	Dry Riff Clean
18	Balladeer	Breakin Blues	Westim. Abbey Rock	Rectified Chorus	SLO Lead Chorus
19	Raw Crunch	2x12 Crunch	V-heaven	Flying Crunch	Drive 2 Space
20	Slow Motion	Whale Watching	Wah 'ts dat	Wet Dreams	Stratosphere
21	Fractal Blubber	Driving Duck	Parcival's Virus	Fat On Stage	Watch The DJ
22	Next To U	Virus Fat	Didgeridoo	Sonar	303 Flubber 135b
23	Delay Line	Centrifugal Power	Parcivals Drum 1	Parcivals Drum 2	Bad BD 2
24	Blubbb	BD Fat 1	BD Fat 2	Bad BD 1	Percussion Tube
25	Steam Industry	Soft Shaker Perc.	Percussion Delay	C64 Percussion	Percussion Spin

Style Presets

Tab. 5: V-AMP PRO factory presets

Our factory presets should help you get started with your V-AMP PRO and give you a good basis for programming your own tones. The preset names are stored with the data and are meant to give you a rough idea of the tone and possible application.

Of course, you could also play a Christmas song with our

"Highway To Hell" preset, and even rename it to "Jingle Bells" using the editor software available at www.behringer.com. Enjoy!

Be sure to visit www.behringer.com/v-amp2 for free download of contemporary guitar tones—updated regularly.

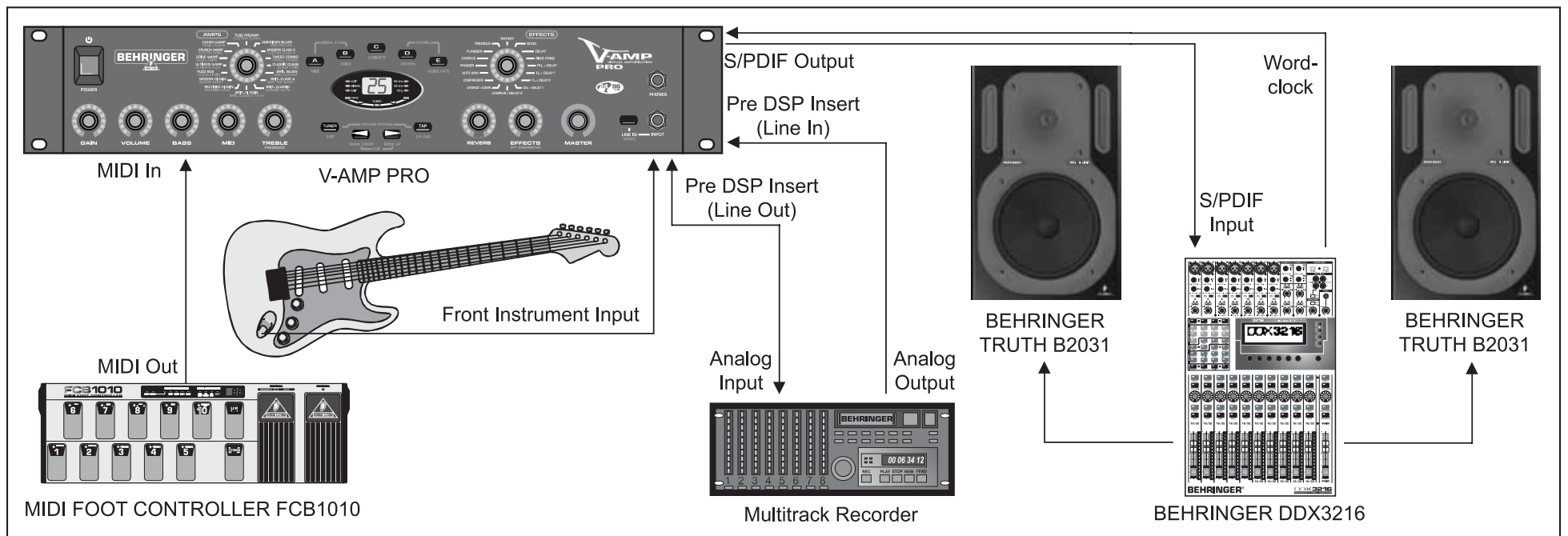


Fig. 1: Standard setup (choose S1 and keep the LINE IN switch on the front pressed for playback applications only)

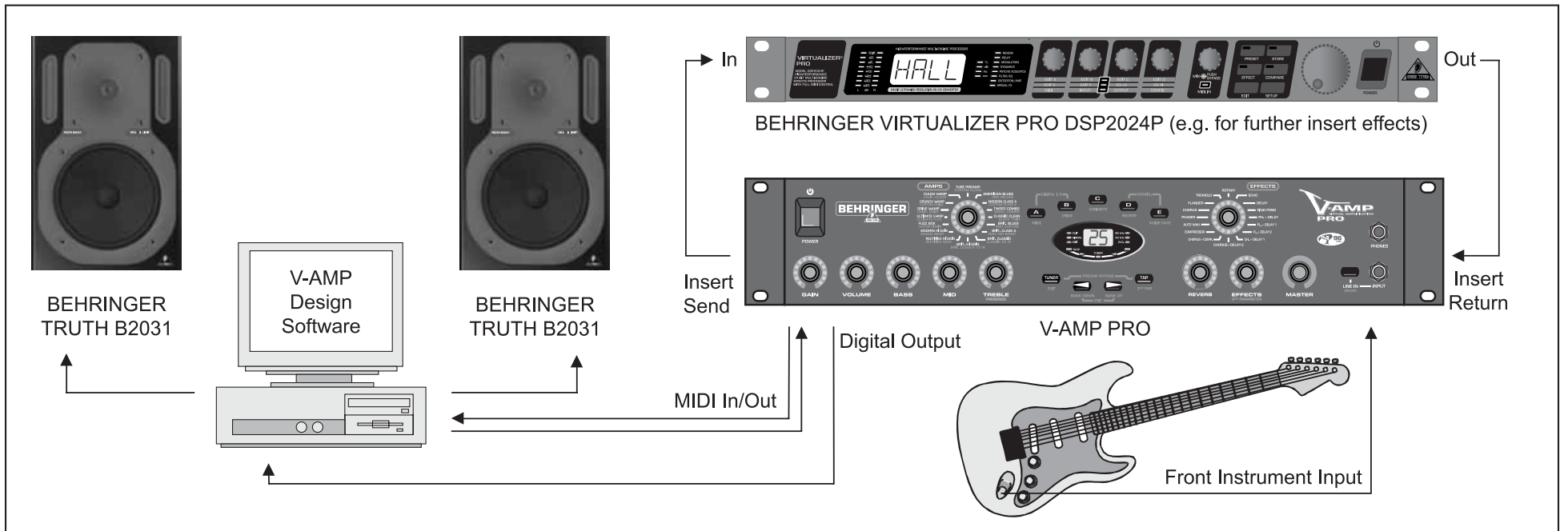


Fig. 2: Recording setup. Choose either S2 or S3 (S3 allows you to record the left channel **without** cabinet simulation)

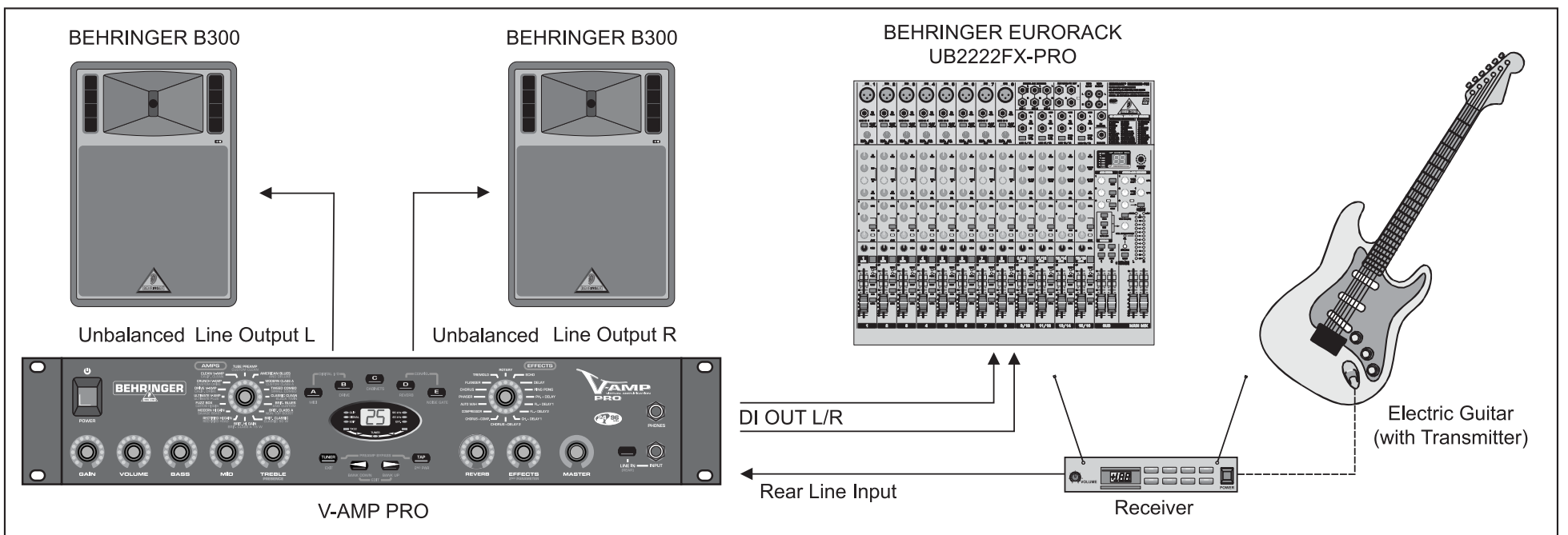


Fig. 3: Full range live setup (choose L1)

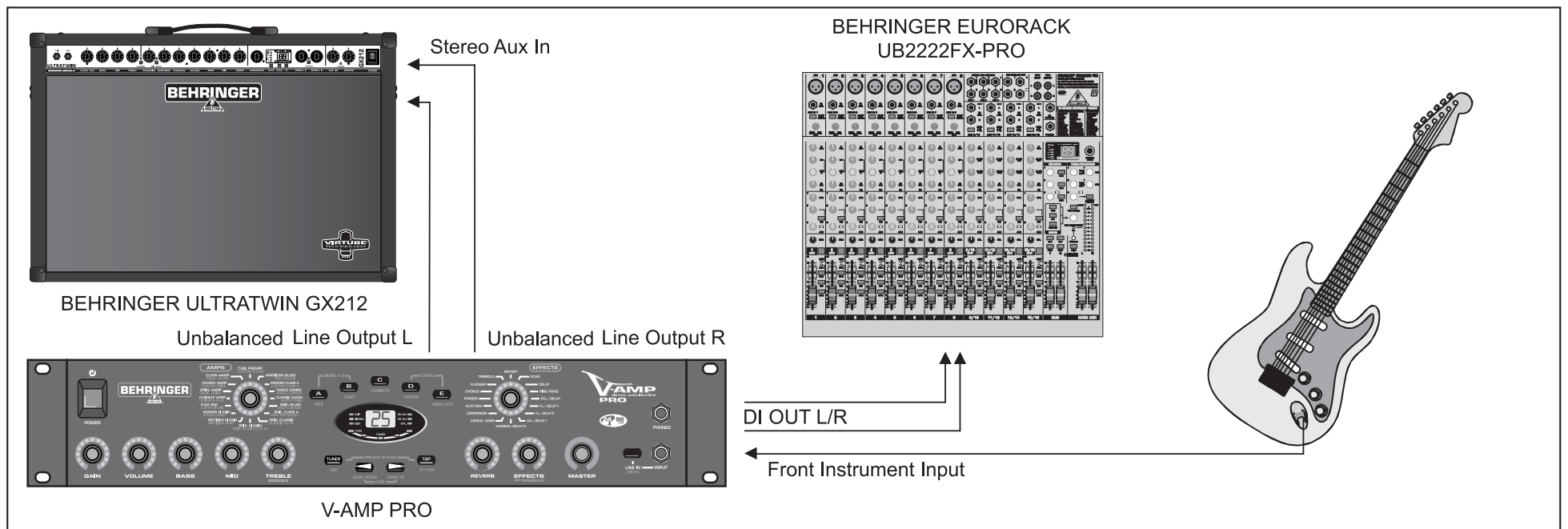


Fig. 4: V-AMP PRO as preamp (choose L2)