


# SSL UF8

**Solid State Logic**

O X F O R D • E N G L A N D

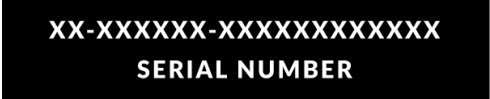
<http://www.solidstatelogic.com/get-started>



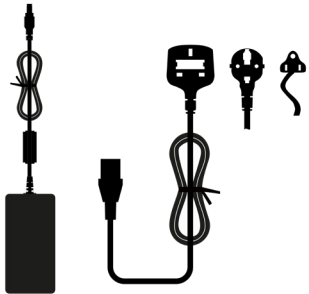
Important  
Information Inside

# Register Today

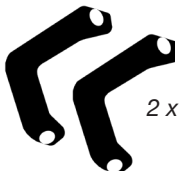
Register your SSL UF8 for the best possible experience and to gain access to any additional software that comes with it. Go to **solidstatellogic.com/get-started** and follow the on-screen instructions. During the registration process, you'll need to input the serial number of your UF8. This can be found on the base of your unit.



## Unpacking



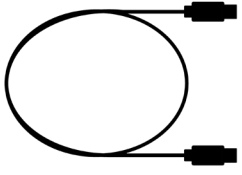
*12 Volts, 5A Power Supply and IEC Cable*



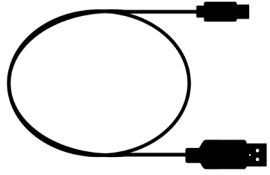
*2 x Stands*



*1 x Hex Key  
4 x Screws*



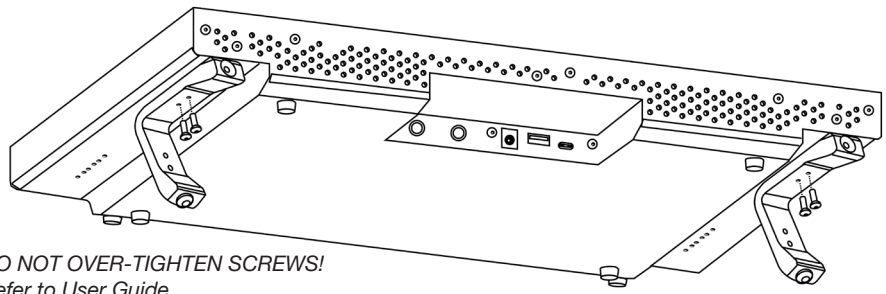
*1.5m C to C USB Cable*



*1.5m C to A USB Cable*

## Fitting The Stands (Optional)

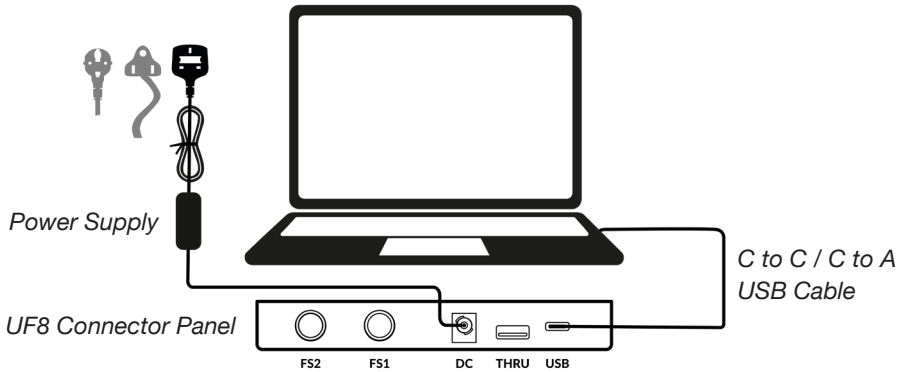
UF8 can be used with or without the included screw-in stands. Holes at the top of the base are provided to allow for different angles of elevation. You can also reverse the stands themselves for even more angle options.



**DO NOT OVER-TIGHTEN SCREWS!**  
*Refer to User Guide*

# Connecting Your UF8 Hardware

1. Connect the included power supply to the **DC** socket on the connector panel.
2. Connect one of the included USB cables from your computer to the **USB** socket.



## Install SSL 360° Software

UF8 requires the SSL 360° software to be installed on your computer in order to function.



# SSL 360°

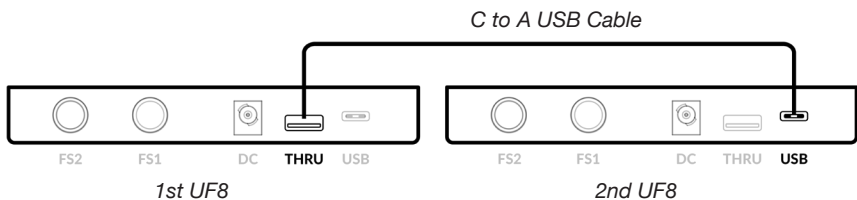
<http://www.solidstatellogic.com/support/downloads>


The SSL 360° software allows UF8 to be configured for your DAW. It also manages any software updates for you.



## Connecting Multiple UF8s

If you are using more than one UF8, you can use the **THRU** port (USB 'A' type) to link communication across multiple units. This means that only one USB port is required at your computer.





## Compatibility, Troubleshooting and FAQs

Visit the Solid State Logic Help Centre to check compatibility with your system and find answers to your questions. [solidstatelogic.com/support](http://solidstatelogic.com/support)

## YouTube Tutorials

Check out the product tutorials on the SSL YouTube Channel to learn more about using your SSL equipment. [youtube.com/user/SSLvideos](http://youtube.com/user/SSLvideos)

## Thank you

Don't forget to register for the best possible experience. [solidstatelogic.com/get-started](http://solidstatelogic.com/get-started)

82BY9H01