






















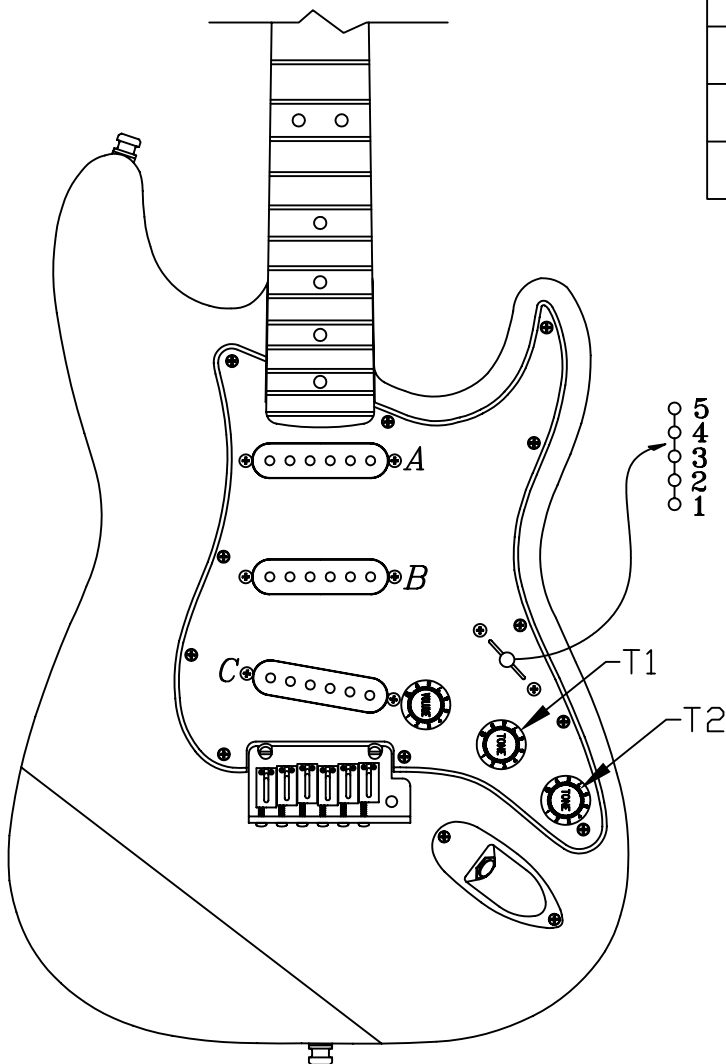


SWITCH & CONTROL FUNCTIONS

5 WAY SWITCH POSITION					
 5	 4	 3	 2	 1	
T1	T1 & T2	T2	T2	T2	
					← NECK PICKUP (A)
					← MIDDLE PICKUP (B)
					← BRIDGE PICKUP (C)
	PICKUP IS ON		 INDICATES POSITION OF 5 WAY SWITCH		
	PICKUP IS OFF				
A	PICKUP (NECK)				
B	PICKUP (MIDDLE)				
C	PICKUP (BRIDGE)				
NT	NO TONE				



Fender[®]