

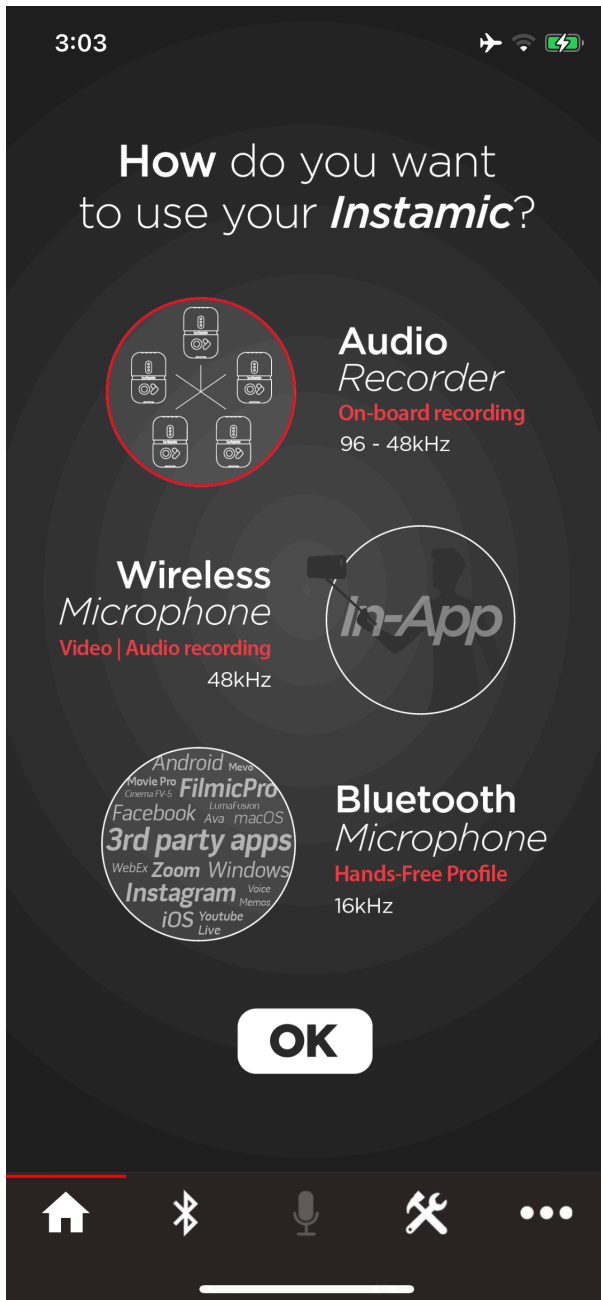
Instamic Configuration Modes and Profiles

Modified on: Wed, 23 Oct, 2024 at 5:58 AM

To get the most out of your Instamic, we recommend using the Instamic Remote app, available for both **iOS** (<https://apps.apple.com/us/app/instamic-remote/id1141162465>) and **Android** (<https://play.google.com/store/apps/details?id=io.instamic&hl=en&pli=1>).

Here is a **Quick Guide** (<https://support.instamic.io/en/support/solutions/articles/26000045909>) about it.

When you open the app, you can choose from three modes:



Audio Recorder - Control up to 10 units remotely and record uncompressed audio directly onto the device.

Wireless Microphone - Utilize our 48kHz audio codec to record video and audio within the app.

Bluetooth Microphone - Turn your Instamic into a Bluetooth microphone, that is compatible with third-party apps on iOS, Android, Windows, or macOS and hardware, such as BlackMagic Camera, ProCamera, Insta360 Cameras, and GoPro12, using the highly compatible Bluetooth Hands-Free Profile.

MODES and PROFILES

The **Audio Recorder** and **Wireless Microphone modes** use our **Bluetooth Custom Profile**, which allows you to monitor and stream audio to your phone.

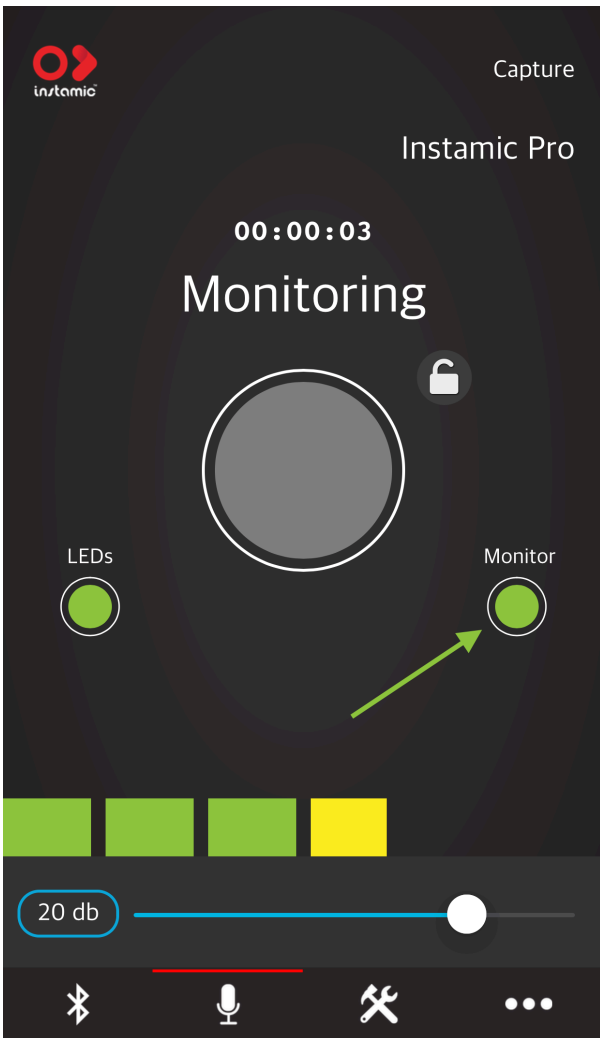
In contrast, the **Bluetooth Microphone mode** utilizes the standard **Bluetooth Hands-Free Profile**, enabling streaming to any HFP-compatible device (e.g., Insta360 cameras, GoPro12, Windows or macOS computers).

It is essential for the receiver (mobile phone, computer, or camera) to recognize the appropriate profile through which Instamic will stream audio.

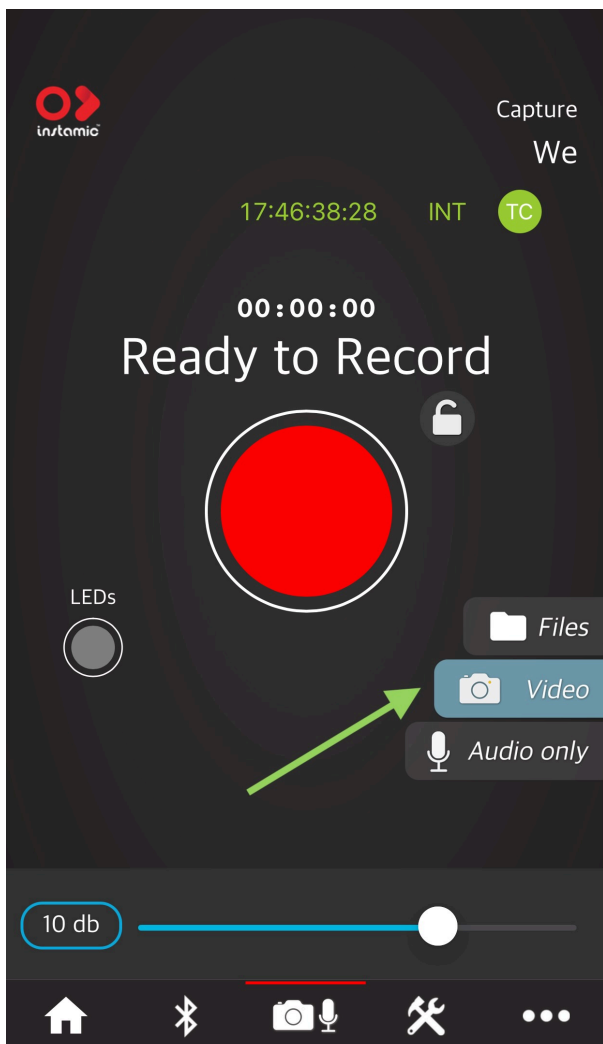
AUDIO RECORDER and WIRELESS MICROPHONE

Two modes, the same Bluetooth Custom Profile

The first two modes, Audio Recorder and Wireless Microphone Mode are specifically designed to function with our mobile application when using the Monitoring and Streaming function.



Monitoring is available in Audio Recorder Mode, on the Capture Page.



In-App Video recording is available in Wireless Microphone Mode, on the Capture Page.

After selecting one of these options and connecting to your Instamic, the Bluetooth Custom Profile will be activated. Pair your Instamic on your phone's Bluetooth settings to begin monitoring audio (Audio Recorder) or streaming audio directly to your phone while recording audio and video (Wireless Microphone).

BLUETOOTH MICROPHONE

One mode, hundred of applications via Bluetooth Hands-Free Profile

The Bluetooth Mode activates the Hands-Free Profile as soon as you select it on the Home Page and connect to your Instamic.

Once you have connected, Instamic functions as a "Bluetooth headset", streaming audio to any compatible device supporting the Hands-Free Profile.

IMPORTANT - If you previously paired your Instamic with your mobile device, while using our Bluetooth Custom Profile (either Audio Recorder or Wireless Microphone Mode), you'll need to delete the existing connection and re-pair it as a new device.

Once you do this, your mobile device will recognize Instamic as a Bluetooth HFP device and will interpret its audio stream correctly.

When you switch back from the Bluetooth Microphone mode to the Audio Recorder or Wireless Microphone mode, simply delete the previous Bluetooth connection (HFP) and re-pair it. This allows the mobile device to recognize our Bluetooth Custom Profile.

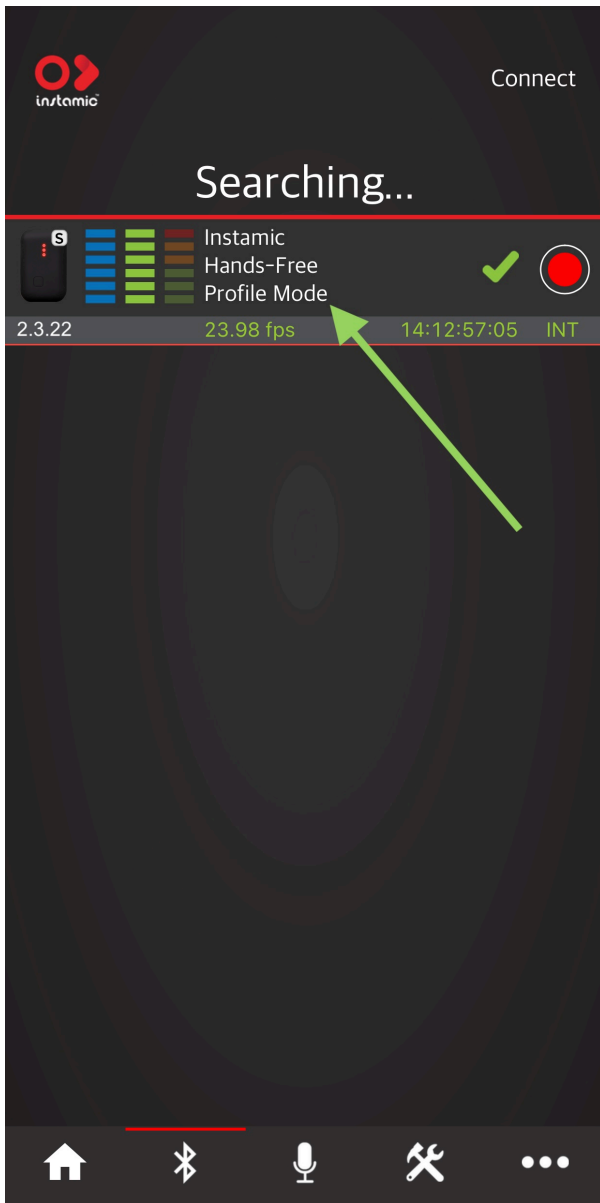
NOTES

- Instamic retains the last configuration you selected. If you don't switch modes, you can maintain the same Bluetooth connection on your device, whether it's a mobile device, camera, or computer.
- When Instamic is in Bluetooth Microphone Mode, onboard recording is unavailable.

TROUBLESHOOTING

- If you're having trouble pairing your Instamic with your computer or camera, ensure that you select "Bluetooth Microphone" on the Home Page of the mobile app and connect to Instamic. You receive a confirmation that the Hands-Free Profile has been activated.

You can now disconnect from the mobile app and connect to your computer or camera.



- Both iOS and Android devices can connect to Instamic using any of the two profiles available. Make sure that your mobile device's Bluetooth settings align with the chosen mode:

- For **Audio Recorder** and **Wireless Microphone Mode**, pair Instamic with the **Bluetooth Custom Profile**.
- For **Bluetooth Microphone mode**, pair Instamic with the **Bluetooth Hands-Free Profile**.

If you're unsure which profile you previously paired Instamic with, we recommend unpairing it and then re-pairing it as a new device.

We hope this article will help you use your Instamic at its max.

#happyrecording

Michele and the Instamic Team

