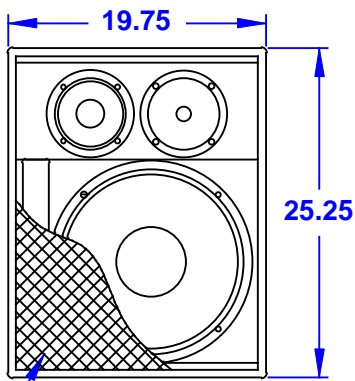
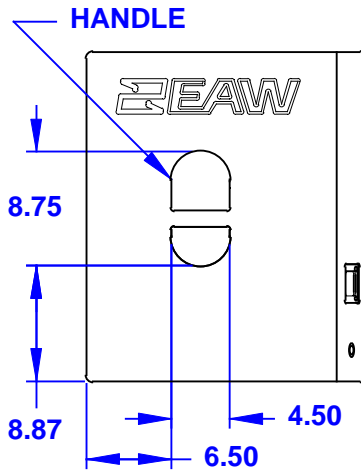


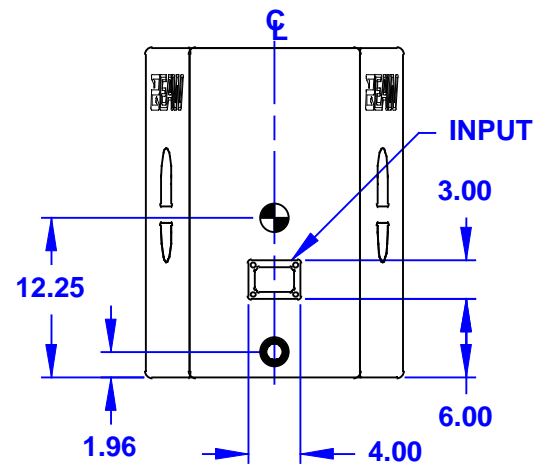
TOP



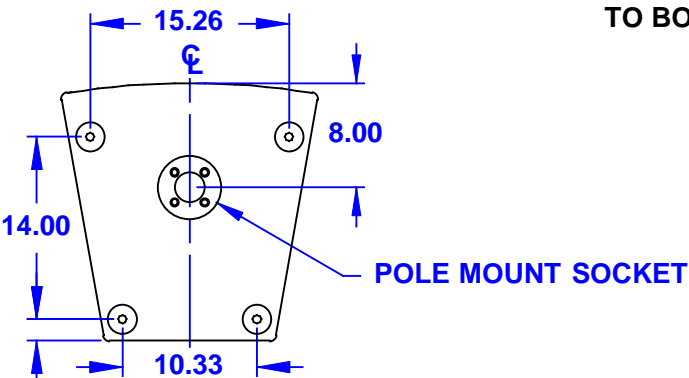
FRONT



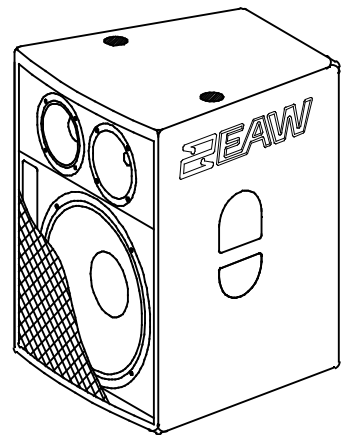
VIEW A-A
DIMENSIONS APPLY TO BOTH SIDES



BACK



BOTTOM



FR153z

REV	DESCRIPTION	APVD/DATE
0	REVISED PER DSR 00-1536 DM 1/4/01	KFH 1/22/01

NOTES:

1. SYMBOL ○ INDICATES MOUNTING POINT, 3/8-16 THREADED HOLE (RIVNUT).
2. SYMBOL ● INDICATES MOUNTING POINT, 3/8-16 THREADED HOLE (NUT PLATE).
3. SYMBOL ⊙ INDICATES RUBBER FOOT.
4. SYMBOL ⊕ INDICATES CENTER OF BALANCE.
5. WEIGHT APPROX. 79 LBS.
6. SHIPPING WEIGHT APPROX 90 LBS.

DOCUMENT CONTROL PER SPECIFICATION 4.5.201

<p>THIRD ANGLE PROJECTION</p>	<p>UNLESS OTHERWISE SPECIFIED: ALL DIMENSIONS ARE IN INCHES</p> <p>TOLERANCE IN INCHES .XX ± .13 ANGLES ± 1°</p> <p>(X.XX) = REF DIMS NO TOLERANCE IMPLIED</p> <p>T.S.C.=THEORETICAL SHARP CORNER</p> <p>DIMENSIONS ACROSS CENTERLINES TO BE SYMMETRICAL</p>	<p>STATUS: PRODUCTION</p>		<p>EAW EASTERN ACOUSTIC WORKS ONE MAIN STREET WHITINSVILLE, MA 01588 USA</p>		
		<p>APPROVALS</p>		<p>DATE</p>		<p>TITLE: CABINET/FINISHED/FR153z [MECHANICAL SPECIFICATION]</p>
		<p>DRAWN: MFL</p>		<p>7/19/98</p>		
		<p>CHECKED: KFH</p>		<p>1/22/01</p>		
<p>DES ENG: ZC</p>		<p>1/25/01</p>				
<p>MFG ENG: DBD</p>		<p>1/26/01</p>		<p>A SHEET 1 OF 1</p>	<p>SCALE: 1 TO 14</p>	
<p>DRAWING NUMBER: 510949</p>				<p>REVISION: 0</p>		