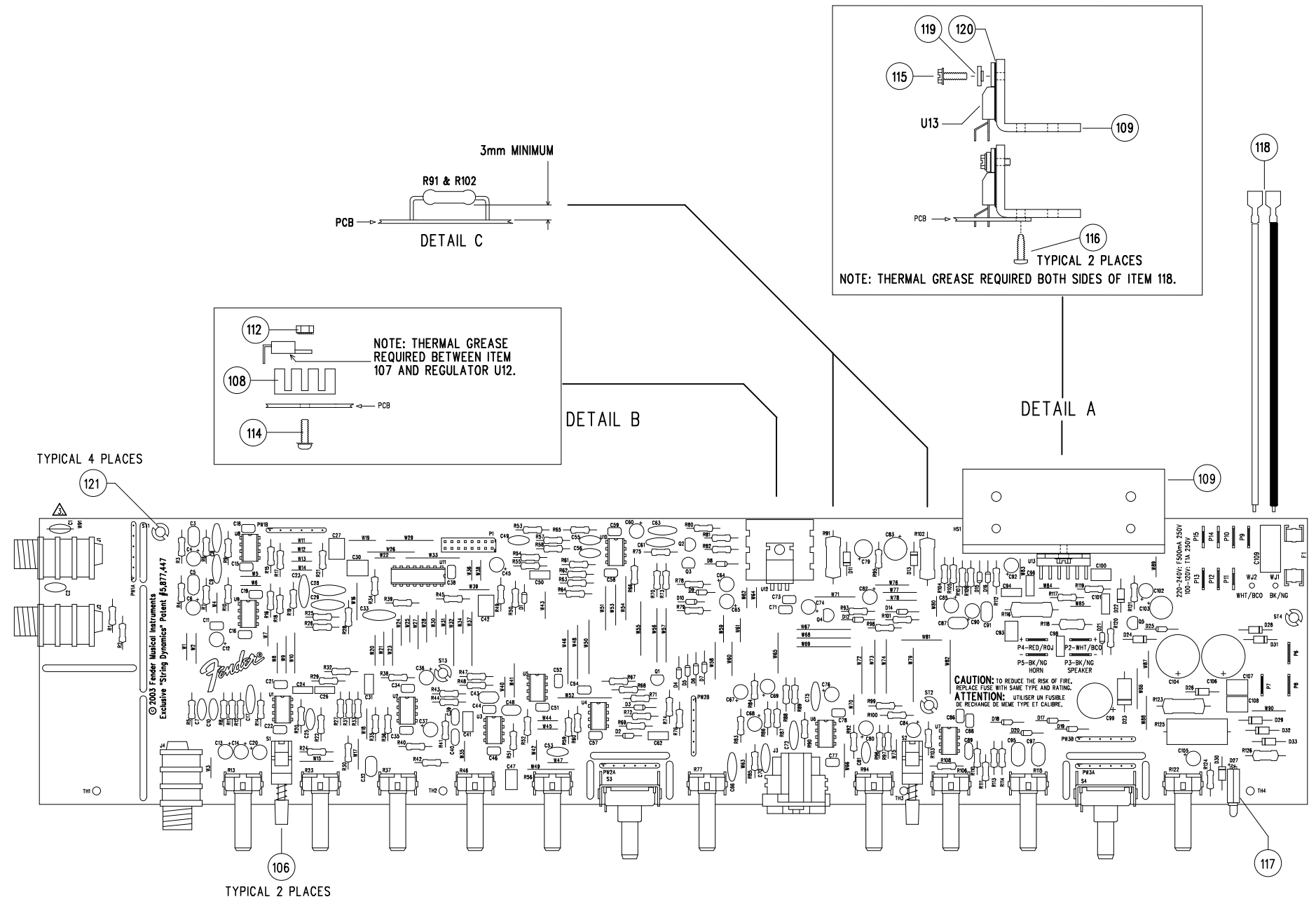


8 7 6 5 4 3 2 1

REVISIONS			
REV.	DESCRIPTION	DATE	APPROVED
A	PR568	14-NOV-03	RbH
B	EC2995	2-DEC-03	RbH

D  
C  
B  
A

D  
C  
B  
A



FILM/DWG: PCB ASSEMBLY DRAWING  
 DATABASE: Z568P.PCB DATE: 2-DEC-03

NOTES:  
 1. SEE A-SIZE SHEETS 2 THROUGH 4 FOR BOM.  
 2. ADHERE THE FOLLOWING COMPONENTS WITH RTV SILICONE: C104, C106.  
 3. C1 IS USED FOR EXPORT PCB ASSY P/N 0063792000. W91 IS USED FOR 120VAC PCB ASSY P/N 0063824000.

2	0063824000	PCB ASSY ACST 30 DSP 120V
1	0063792000	PCB ASSY ACST 30 DSP EXPORT
ITEM	PART NUMBER	DESCRIPTION
<small>THIS DOCUMENT CONTAINS INFORMATION OF A PROPRIETARY NATURE TO FENDER MUSICAL INSTRUMENTS AND IS SUBMITTED TO YOU IN CONFIDENCE AND SHALL NOT BE DISCLOSED OR TRANSMITTED TO OTHERS WITHOUT AUTHORIZATION FROM FENDER MUSICAL INSTRUMENTS.</small>		
<small>CHECKED BY:</small> <small>DATE:</small> <small>APPROVED BY:</small> <small>DATE:</small> <small>DRAWN: R. Hartman</small> <small>ENGR: R. Hartman</small> <small>DATABASE FILE: Z568P.PCB</small>		<b>Fender</b> MUSICAL INSTRUMENTS Corona, CA U.S.A. <small>TITLE:</small> PCB ASSEMBLY, MASTER DWG <small>ACOUSTASONIC 30 DSP AMPLIFIER</small> <small>SIZE</small> <b>D</b> <small>DRAWING NUMBER</small> 0063792000 <small>REV.</small> B <small>RELEASE DATE: 14-NOV-03</small> <small>SHEET 1 OF 5</small>

8 7 6 5 4 3 2 1

8

7

6

5

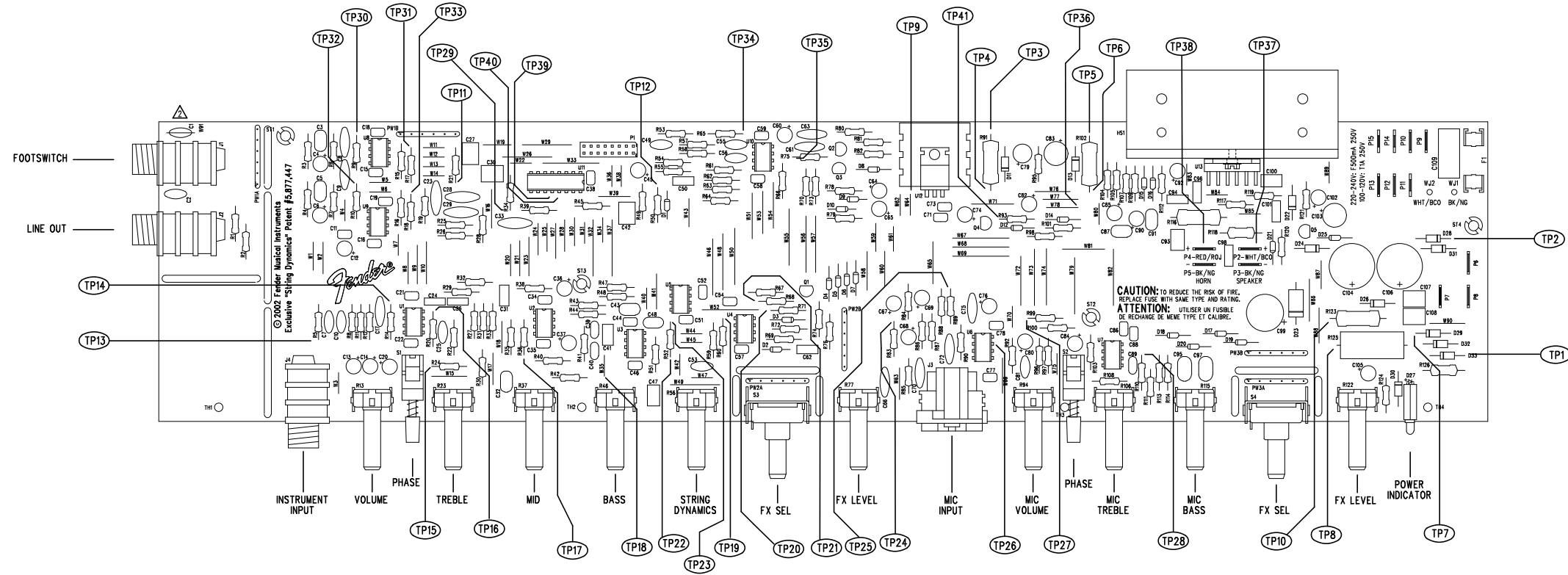
4

3

2

1

REVISIONS			
REV.	DESCRIPTION	DATE	APPROVED
A	PR568	14-NOV-03	RbH
B	EC2995	2-DEC-03	RbH




CAUTION: TO REDUCE THE RISK OF FIRE,  
 REPLACE FUSE WITH SAME TYPE AND RATING.  
 ATTENTION: UTILISER UN FUSIBLE  
 DE MÊME TYPE ET CALIBRE.

FILM/DWG: SERVICE DIAGRAM  
 DATABASE: Z568P.PCB DATE: 2-DEC-03

△ CI IS USED FOR EXPORT ASSY P/N 0063792000.  
 W91 IS USED FOR 120VAC PCB ASSY P/N 0063824000.  
 1. SEE SHEET 1 FOR PRIMARY WIRING, SWITCH DETAIL,  
 TEST CONDITIONS, TEST POINT VALUES AND  
 CHORUS BIASING PROCEDURE.

NOTES: (UNLESS OTHERWISE NOTED)

THIS DOCUMENT CONTAINS INFORMATION OF A PROPRIETARY NATURE. TO FENDER MUSICAL INSTRUMENTS AND IS SUBMITTED TO YOU IN CONFIDENCE AND SHALL NOT BE DISCLOSED OR TRANSMITTED TO OTHERS WITHOUT AUTHORIZATION FROM FENDER MUSICAL INSTRUMENTS.		 <b>MUSICAL INSTRUMENTS</b> Corona, CA U.S.A.	
CHECKED BY: _____	DATE: _____	TITLE: SERVICE DIAGRAM, COMBINED (PCB assy) ACOUSTASONIC 30 DSP AMPLIFIER	
APPROVED BY: _____	DATE: _____	SIZE: <b>D</b>	DRAWING NUMBER: 0063793000
DRAWN: R. Hartman	ENGR: R. Hartman	REV: <b>B</b>	
DATABASE FILE: Z568P.PCB	RELEASE DATE: 14-NOV-03	SHEET 2 OF 2	

D

C

B

A

D

C

B

A

8

7

6

5

4

3

2

1