

DUAL A/B SWITCH AB200



Thank you for showing your confidence in us by purchasing the BEHRINGER AB200. This high-quality 2-channel A/B switch is designed for musicians who use several amps and/or instruments. The AB200 allows you to switch between gear noiselessly and instantaneously without coloring the sound of your instrument. The LED always displays which element of your system is currently being used.

1. CONTROLS AND CONNECTIONS

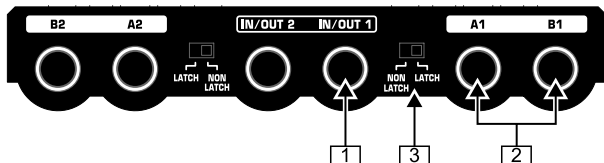


Fig. 1.1: Rear view

Since the controls and connections of the two channels are identical, this chapter only describes channel 1.

- 1 **IN/OUT 1:** this 1/4" TS jack serves as channel 1 input when a source is plugged in (guitar, bass etc.) and as channel 1 output when an amp or an effect is plugged in.
- 2 **A1 & B1:** these 1/4" TS jacks serve as channel 1 outputs when amps or effects are plugged in; they serve as channel 1 inputs when instruments are plugged in. Only one of these connectors can be active at any one time.
- 3 **LATCH/NON LATCH:** this selector determines the channel switch function: when set to LATCH, the switch is latching. When set to NON LATCH, the signal will only be routed to or from B1 as long as you hold the pedal depressed.

DUAL PROGRAMMABLE A/B SWITCH

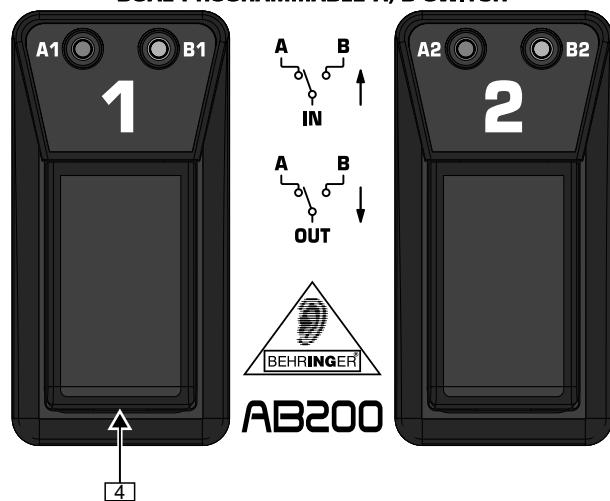


Fig. 1.2: Top view

- 4 **SWITCH 1:** this switch allows you to assign the IN/OUT 1 signal to A1 or B1 when IN/OUT 1 is used as an input. Otherwise, the switch assigns the A1 or B1 signal to IN/OUT 1 when A1 and B1 are used as inputs. The A1 and B1 LEDs display which connector is currently active. Depending on the selector 3 position, shortly press the switch (LATCH) or hold it down during the whole commutation time (NON LATCH) to toggle between A1 and B1.

To install or replace the 9 V battery, please carefully unscrew the bottom plate and open the enclosure of the AB200. After installing close the unit again by using all screws you removed before.

The AB200 has no on/off switch. As soon as you insert a jack into the A1 or B1 connector, the AB200 begins running. When not using the AB200, remove the jacks from the connectors. This extends the life of the battery.

The *SERIAL NUMBER* is located at the bottom of the unit.

2. APPLICATIONS

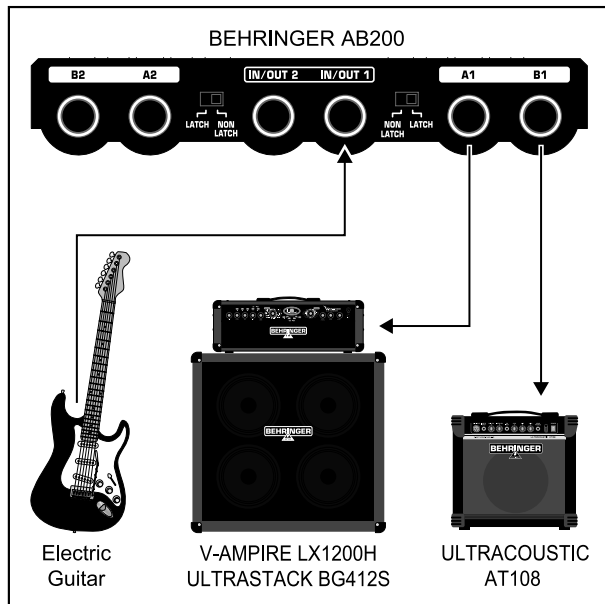


Fig. 2.1: One instrument / two amps

Plug your instrument into IN/OUT 1 and the input of each amp into one of the A1 and B1 connectors. Pressing the switch 1 will toggle between the two amps.

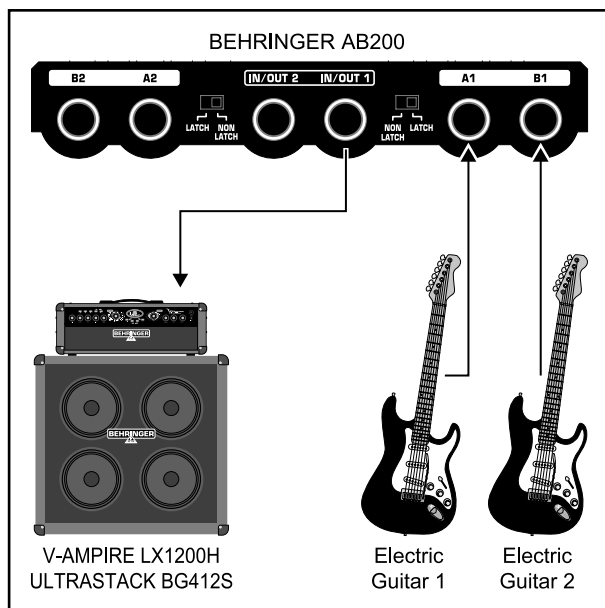


Fig. 2.2: Two instruments / one amp

Plug each of your instruments into one of the A1 and B1 connectors and the amp input into IN/OUT 1. Pressing the switch 1 will toggle between the two instruments.

DUAL A/B SWITCH AB200

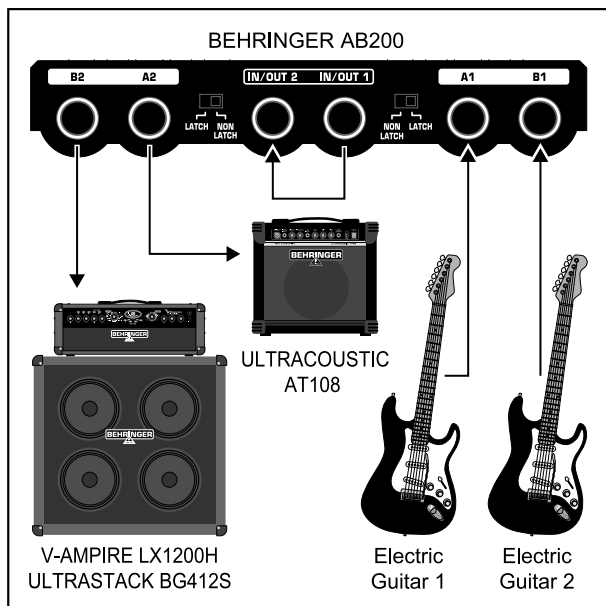


Fig. 2.3: Two instruments / two amps

Two AB200 channels are needed for this application: plug each instrument into one of the A1 and B1 connectors and each amp input into one of the A2 and B2 connectors. Link IN/OUT 1 and IN/OUT 2 plugs using a short cable. Pressing the switch 1 toggles between the two instruments while pressing the switch 2 toggles between the two amps.

3. WARRANTY

For our current warranty terms and conditions, please refer to our website at <http://www.behringer.com>.

4. SPECIFICATIONS

In 1, In 2, Out A, Out B	Connector	1/4" TS
	Impedance	relais hard bypass
Battery		9 V type 6LR61
Power consumption		<30 mA
Dimensions (H x W x D)		approx. 46 mm (1 4/5") x 14 mm (5 1/4") x 89 mm (3 1/2")
Weight		approx. 0.28 kg (0.62 lbs)

BEHRINGER is constantly striving to maintain the highest professional standards. As a result of these efforts, modifications may be made from time to time to existing products without prior notice. Specifications and appearance may therefore differ from those listed or shown.

5. SAFETY INSTRUCTIONS

Do not use near water, or install near heat sources. Use only authorized attachments/accessories. Do not service product yourself. Contact our qualified servicing personnel for servicing or repairs.

No utilizar cerca de agua o instalar cerca de fuentes de calor. Utilice sólo accesorios y aditamentos autorizados. No intenté reparar el producto usted mismo. Contacte a nuestro personal técnico cualificado para servicio y reparaciones.

Не эксплуатуйте прибор вблизи от источников воды и тепла. Применяйте только авторизованные дополнительные устройства. Никогда не ремонтируйте прибор самостоятельно. Ремонт может производить только квалифицированный специализированный персонал.

Ne pas utiliser ni installer à proximité de liquide ou de sources de chaleur. Utilisez exclusivement les accessoires autorisés. Ne réalisez pas de maintenance vous-même sur le produit. Contactez notre personnel technique pour tout service ou réparation.

Betreib das Gerät nicht in der Nähe von Wasser oder Wärmequellen. Verwende bitte nur autorisiertes Zubehör. Führe bitte keinerlei Reparaturen am Gerät eigenständig durch. Reparaturen sind nur von qualifiziertem Fachpersonal vorzunehmen.

Non usare in prossimità dell'acqua o installare vicino a fonti di calore. Usare solo collegamenti ed accessori approvati. Non tentare di riparare l'apparecchio da sé. Contattare il nostro personale specializzato per eseguire operazioni di manutenzione e riparazione.

Niet gebruiken in de buurt van water of warmtebronnen. Gebruik uitsluitend geautoriseerde uitbreidingen/originele accessoires. Probeer nooit zelf het apparaat te repareren. Neem voor reparaties of onderhoud contact op met de leverancier.

Nie używać w pobliżu wody ani nie instalować w pobliżu źródeł ciepła. Stosować wyłącznie dodatki/akcesoria dopuszczone przez producenta. Nie naprawiać urządzenia samodzielnie. Serwisowanie i naprawy zlecać naszemu wykwalifikowanemu personelowi.

Älä käytä laitetta veden tai lämmönlähteiden lähellä. Käytä vain hyväksytyjä lisätarvikkeita. Älä tee laitteeseen itse minkäänlaisia korjauksia. Ainoastaan pätevä ammattihenkilökunta saa suorittaa korjaukset; tämä koskee.

Må ikke anvendes i nærheden af vand eller installeres i nærheden af varmeenheder. Brug kun godkendte tilslutninger/tilbehør. Forsøg ikke selv at reparere produktet. Kontakt vores kvalificerede servicepersonale for at få udført service og reparation.

Får inte användas i närheten av vatten eller installeras nära värmekällor. Använd endast godkända delar/tilbehör. Utför aldrig själv någon service på produkten. Kontakta vår kvalificerade servicepersonal för service eller reparationer.

Não utilize na proximidade de água, nem instale perto de fontes de calor. Use apenas conexões e acessórios autorizados. Não repare o seu produto. Contacte o nosso pessoal qualificado para consertos ou reparações.

Μη χρησιμοποιείτε τη συσκευή κοντά σε νερό και μην την εγκαθιστάτε κοντά σε πηγές θερμότητας. Χρησιμοποιείτε μόνο εγκεκριμένα εξαρτήματα/παραρλώμενα. Μην εκτελείτε οι ίδιοι εργασίες σέρβις. Για την εκτέλεση εργασιών σέρβις ή επισκευής, επικοινωνήστε με το ειδικευμένο προσωπικό σέρβις της εταιρείας μας.

水分の近くや、ヒーターなど熱気のある場所では使用しないでください。正式に認められた付属品のみを使用してください。製品はご自分では決して修理せず、特に電源コードもしくはプラグが損傷した場合には、

不要在靠近水源的地方使用，或在靠近热源的地方安装，只使用经过许可的附件 / 配件。不要自己进行产品维修请联系我们的专业服务人员有关产品维修事宜。

Die deutsche Anleitung ist erhältlich @ www.behringer.com
 Manuel francophone en téléchargement sur www.behringer.com
 Manual en español disponible en www.behringer.com
 Manuali italiani disponibili @ www.behringer.com
 Русскоязычное руководство @ www.behringer.com
 Polska instrukcja dostępna jest pod adresem @ www.behringer.com
 Nederlandse handleiding beschikbaar @ www.behringer.com
 Suomenkielinen käyttöohje saatavilla osoitteesta www.behringer.com
 Svensk manual finns tillgänglig på www.behringer.com
 Dansk vejledning findes på @ www.behringer.com
 Manual português disponível @ www.behringer.com
 Ελληνικό εγχειρίδιο υπάρχει διαθέσιμο στη διεύθυνση www.behringer.com
 日本語版マニュアル @ www.behringer.com
 使用说明书可在 www.behringer.com 下载

Technical specifications and appearance subject to change without notice. The information contained herein is correct at the time of printing. The names of companies, institutions or publications pictured or mentioned and their respective logos are registered trademarks of their respective owners. Their use neither constitutes a claim of the trademarks by BEHRINGER® nor affiliation of the trademark owners with BEHRINGER®. BEHRINGER® accepts no liability for any loss which may be suffered by any person who relies either wholly or in part upon any description, photograph or statement contained herein. Colours and specification may vary slightly from product. Products are sold through our authorised dealers only. Distributors and dealers are not agents of BEHRINGER® and have absolutely no authority to bind BEHRINGER® by any express or implied undertaking or representation. No part of this manual may be reproduced or transmitted in any form or by any means, electronic or mechanical, including photocopying and recording of any kind, for any purpose, without the express written permission of BEHRINGER Spezielle Studiotechnik GmbH. BEHRINGER® is a registered trademark. ALL RIGHTS RESERVED. © 2005 BEHRINGER Spezielle Studiotechnik GmbH, Hanns-Martin-Schleyer-Str. 36-38, 47877 Willich-Münchheide II, Germany. Tel. +49 2154 9206 0, Fax +49 2154 9206 4903